

Pirelli Catalunya Round, 22-24 March 2024

Results Race 2

Laps 20 = 93,140 Km - Time of Race 34'12.160 - Avg. 163,391 km/h

1 / 2

Pos	Grid	No. Rider	Nat	Team	Bike	Class	LL	Gap	Rel.	Fastest Lap	Speed	Qualifying	Speed
1	3	1 A. BAUTISTA	ESP	Aruba.it Racing - Ducati	Ducati Panigale V4R		20			1'41.963	319,5	1'40.297	322,4
2	4	11 N. BULEGA	ITA	Aruba.it Racing - Ducati	Ducati Panigale V4R		20	2.041	2.041	1'41.578	320,5	1'39.591	318,6
3	1	54 T. RAZGATLIOGLU	TUR	ROKIT BMW Motorrad WorldSBK Team	BMW M 1000 RR		20	7.005	4.964	1'42.175	321,4	1'39.489	326,3
4	6	60 M. VAN DER MARK	NED	ROKIT BMW Motorrad WorldSBK Team	BMW M 1000 RR		20	12.452	5.447	1'42.314	322,4	1'39.947	325,3
5	7	9 D. PETRUCCI	ITA	Barni Spark Racing Team	Ducati Panigale V4R	IND	20	15.076	2.624	1'42.299	327,3	1'40.240	322,4
6	5	22 A. LOWES	GBR	Kawasaki Racing Team WorldSBK	Kawasaki ZX-10RR		20	15.285	0.209	1'42.761	323,4	1'40.116	320,5
7	9	87 R. GARDNER	AUS	GYTR GRT Yamaha WorldSBK Team	Yamaha YZF R1		20	16.000	0.715	1'42.477	321,4	1'40.131	320,5
8	13	65 J. REA	GBR	Pata Prometeon Yamaha	Yamaha YZF R1		20	16.963	0.963	1'42.706	319,5	1'40.537	320,5
9	11	77 D. AEGERTER	SUI	GYTR GRT Yamaha WorldSBK Team	Yamaha YZF R1		20	19.849	2.886	1'42.939	322,4	1'40.100	317,6
10	14	31 G. GERLOFF	USA	Bonovo Action BMW	BMW M 1000 RR		20	21.644	1.795	1'42.689	324,3	1'40.705	322,4
11	12	45 S. REDDING	GBR	Bonovo Action BMW	BMW M 1000 RR		20	22.108	0.464	1'42.812	327,3	1'40.534	325,3
12	10	14 S. LOWES	GBR	ELF Marc VDS Racing Team	Ducati Panigale V4R	IND	20	24.985	2.877	1'42.237	321,4	1'39.988	318,6
13	8	55 A. LOCATELLI	ITA	Pata Prometeon Yamaha	Yamaha YZF R1		20	26.329	1.344	1'42.190	314,9	1'40.227	315,8
14	19	97 X. VIERGE	ESP	Team HRC	Honda CBR1000 RR-R		20	26.452	0.123	1'42.986	325,3	1'41.197	327,3
15	17	53 T. RABAT	ESP	Kawasaki Puccetti Racing	Kawasaki ZX-10RR	IND	20	34.445	7.993	1'42.817	323,4	1'41.145	323,4
16	20	5 P. OETTL	GER	GMT94 Yamaha	Yamaha YZF R1	IND	20	36.522	2.077	1'43.323	314,9	1'41.337	314,9
17	22	95 T. MACKENZIE	GBR	PETRONAS MIE Racing Honda	Honda CBR1000 RR-R	IND	20	46.934	10.412	1'43.057	314,9	1'41.643	321,4
18	23	27 A. NORRODIN	MAS	PETRONAS MIE Racing Honda	Honda CBR1000 RR-R	IND	20	1'07.842	20.908	1'43.579	319,5	1'42.793	319,5
-----Not Classified-----													
RET	2	29 A. IANNONE	ITA	Team GoEleven	Ducati Panigale V4R	IND	12	8 Laps		1'42.237	323,4	1'39.799	322,4
RET	18	7 I. LECUONA	ESP	Team HRC	Honda CBR1000 RR-R		2	18 Laps		1'43.280	326,3	1'41.177	326,3
RET	21	28 B. RAY	GBR	Yamaha Motocrossing WorldSBK Team	Yamaha YZF R1	IND	2	18 Laps		1'43.478	317,6	1'41.422	315,8
RET	15	47 A. BASSANI	ITA	Kawasaki Racing Team WorldSBK	Kawasaki ZX-10RR		0				270,7	1'40.858	323,4
RET	16	21 M. RINALDI	ITA	Team Motocorsa Racing	Ducati Panigale V4R	IND	0				274,8	1'40.921	323,4

AIR	Humidity:	69%	Temp:	15°C
TRACK	Condition:	Dry	Temp:	28°C

Records	Pole [SP]	2024	T.Razgatioglu	1'39.489	168,513 Km/h
	Race [SPRC]	2024	N.Bulega	1'40.955	166,066 Km/h
	All Times [SP]	2024	T.Razgatioglu	1'39.489	168,513 Km/h
Race Fastest Lap		Lap 5	N.Bulega	1'41.578	165,048 Km/h

LAP LEADERS					
No.	Rider	From	To	Laps	Total
1	A. BAUTISTA	1	4	4	
11	N. BULEGA	5	9	5	5
1	A. BAUTISTA	10	20	11	15

TOTAL LEADER LAPS		
No.	Rider	Laps
11	N. BULEGA	31
1	A. BAUTISTA	25
29	A. IANNONE	10
22	A. LOWES	9
54	T. RAZGATLIOGLU	8
14	S. LOWES	5
55	A. LOCATELLI	3

Start End The results are provisional until the end of the time limit for protests and appeals and the completion of the technical checks.

24/03/2024 14:00 14:38

These data/results cannot be reproduced, stored and/or transmitted in whole or in part by any manner of electronic, mechanical, photocopying, recording, broadcasting or otherwise now known or herein after developed without the previous express consent by the copyright owner, except for reproduction in daily press and regular printed publications on sale to the public within 60 days of the event related to those data/results and always provided that copyright symbol appears together as follows below.

© DORNA WSBK ORGANIZATION Srl 2024

Pirelli Catalunya Round, 22-24 March 2024
Results Race 2

Race Highlights

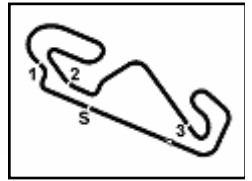
Time	No. Rider	Description
13.57.54		Warm Up Lap Started
14.00.27		Start
14.01.20	55 A. LOCATELLI	On the Gravel - Re-Joined - Turn 4
14.01.28	47 A. BASSANI	Crashed - Turn 4
14.01.28	21 M. RINALDI	Crashed - Turn 4
14.01.56		No Jump Starts
14.01.59	21 M. RINALDI	Not Actively Competing
14.02.01	47 A. BASSANI	Not Actively Competing
14.03.33		Incident in turn 4 under investigation
14.04.18	7 I. LECUONA	Crashed - Turn 1
14.04.19	28 B. RAY	Crashed - Turn 1
14.05.22	28 B. RAY	Not Actively Competing
14.05.24	7 I. LECUONA	Not Actively Competing
14.06.53		Incident in turn 1 will be investigated after the race
14.07.34		Incident in turn 4 will be investigated after the race
14.22.23	29 A. IANNONE	Crashed - Turn 10
14.23.01	29 A. IANNONE	Not Actively Competing
14.23.22		2/3 of Race Distance Completed
14.35.22		Podium Confirmed
14.38.41		End Of Session
14.47.25	87 R. GARDNER	Penalized to Drop 1 Position - Exceeded Track Limits (Final Lap) - Turn 5

Start End The results are provisional until the end of the time limit for protests and appeals and the completion of the technical checks.

24/03/2024 14:00 14:38

These data/results cannot be reproduced, stored and/or transmitted in whole or in part by any manner of electronic, mechanical, photocopying, recording, broadcasting or otherwise now known or herein after developed without the previous express consent by the copyright owner, except for reproduction in daily press and regular printed publications on sale to the public within 60 days of the event related to those data/results and always provided that copyright symbol appears together as follows below.

© DORNA WSBK ORGANIZATION Srl 2024



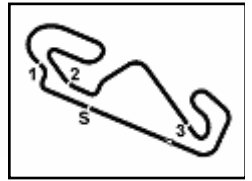
Pirelli Catalunya Round, 22-24 March 2024 Riders Standings

Rider	Points	Points From First	Points From Previous	February 25 PHILIP ISLAND		March 24 BARCELONA		April 21 ASSEN		June 16 MISANO		July 14 DONINGTON PARK		July 21 MOST		August 11 PORTIMAO		August 25 BALATON PARK		September 8 MAGNY-COURS		September 22 CREMONA CIRCUIT		September 29 ARAGON		October 20 JEREZ		
				1	2	3	4	5	6	7	8	9	10	11	12	13	14	15	16	17	18	19	20	21	22	23	24	
1 BULEGA Nicolo (ITA)	87			25	11	20	20																					
2 BAUTISTA Alvaro (ESP)	75	12		5		6																						
3 LOWES Alex (GBR)	75	12	0	13	25	10	10																					
4 RAZGATLIOGLU Toprak (TUR)	71	16	4	11		25	16																					
5 IANNONE Andrea (ITA)	51	36	20	16	13	13																						
6 PETRUCCI Danilo (ITA)	47	40	4	8	16	9	11																					
7 LOCATELLI Andrea (ITA)	45	42	2	20		11	3																					
8 VAN DER MARK Michael (NED)	40	47	5	9	7	7	13																					
9 AEGERTER Dominique (SUI)	34	53	6	10	6	8	7																					
10 GERLOFF Garrett (USA)	25	62	9	7	8	4	6																					
11 GARDNER Remy (AUS)	19	68	6	4		1	9																					
12 RINALDI Michael Ruben (ITA)	18	69	1	2	10	5																						
13 LOWES Sam (GBR)	18	69	0	3	9		4																					
14 BASSANI Axel (ITA)	15	72	3	4	5	6																						
15 VIERGE Xavi (ESP)	13	74	2	6	3	2	2																					
16 REDDING Scott (GBR)	10	77	3	5		5																						
17 REA Jonathan (GBR)	8	79	2			8																						
18 LECUONA Iker (ESP)	3	84	5			3																						
19 OETTL Philipp (GER)	2	85	1		2																							
20 RABAT Tito (ESP)	1	86	1			1																						
21 RAY Bradley (GBR)	1	86	0	1																								

24/03/2024 First Line: Race 1 & 2 - Second Line: Tissot Superpole Race

These data/results cannot be reproduced, stored and/or transmitted in whole or in part by any manner of electronic, mechanical, photocopying, recording, broadcasting or otherwise now known or herein after developed without the previous express consent by the copyright owner, except for reproduction in daily press and regular printed publications on sale to the public within 60 days of the event related to those data/results and always provided that copyright symbol appears together as follows below.

© DORNA WSBK ORGANIZATION Srl 2024



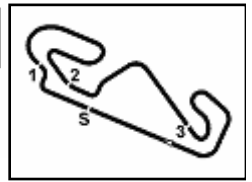
Pirelli Catalunya Round, 22-24 March 2024
Riders Standings

Points	Points From First	Points From Previous	February 25	March 24	April 21	June 16	July 14	July 21	August 11	August 25	September 8	September 22	September 29	October 20	
			PHILLIP ISLAND	BARCELONA	ASSEN	MISANO	DONINGTON PARK	MOST	PORTIMAO	BALATON PARK	MAGNY-COURS	CREMONA CIRCUIT	ARAGON	JEREZ	
Independent Riders															
1	IANNONE Andrea (ITA)	51	16	13	13										
					9										
2	PETRUCCI Danilo (ITA)	47 4	8	16	9	11									
					3										
3	RINALDI Michael Ruben (ITA)	18 33 29	2	10	5										
				1											
4	LOWES Sam (GBR)	18 33 0	3	9	4										
				2											
5	OETTL Philipp (GER)	2 49 16			2										
6	RABAT Tito (ESP)	1 50 1			1										
7	RAY Bradley (GBR)	1 50 0			1										

24/03/2024 First Line: Race 1 & 2 - Second Line: Tissot Superpole Race

These data/results cannot be reproduced, stored and/or transmitted in whole or in part by any manner of electronic, mechanical, photocopying, recording, broadcasting or otherwise now known or herein after developed without the previous express consent by the copyright owner, except for reproduction in daily press and regular printed publications on sale to the public within 60 days of the event related to those data/results and always provided that copyright symbol appears together as follows below.

© DORNA WSBK ORGANIZATION Srl 2024



Circuit de Barcelona 4.657 m

Pirelli Catalunya Round, 22-24 March 2024
Manufacturers Standings

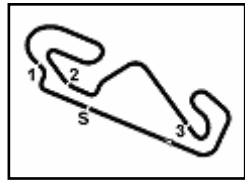
	Points	Points From First	Points From Previous	February 25	March 24	April 21	June 16	July 14	July 21	August 11	August 25	September 8	September 22	September 29	October 20			
				PHILIP ISLAND	BARCELONA	ASSEN	MISANO	DONINGTON PARK	MOST	PORTIMAO	BALATON PARK	MAGNY-COURS	CREMONA CIRCUIT	ARAGON	JEREZ			
1 DUCATI	105			25 20 6 9	20 25 9													
2 BMW	79	26		11 8 7	25 16 12													
3 KAWASAKI	75	30	4	13 25 12	10 10 5													
4 YAMAHA	57	48	18	20 6 9	11 9 2													
5 HONDA	14	91	43	6 3 3	3 2													

24/03/2024 First Line: Race 1 & 2 - Second Line: Tissot Superpole Race

These data/results cannot be reproduced, stored and/or transmitted in whole or in part by any manner of electronic, mechanical, photocopying, recording, broadcasting or otherwise now known or herein after developed without the previous express consent by the copyright owner, except for reproduction in daily press and regular printed publications on sale to the public within 60 days of the event related to those data/results and always provided that copyright symbol appears together as follows below.

© DORNA WSBK ORGANIZATION Srl 2024





		February 25 PHILIP ISLAND	March 24 BARCELONA	April 21 ASSEN	June 16 MISANO	July 14 DONINGTON PARK	July 21 MOST	August 11 PORTIMAO	August 25 BALATON PARK	September 8 MAGNY-COURS	September 22 CREMONA CIRCUIT	September 29 ARAGON	October 20 JEREZ	
1	Aruba.it Racing - Ducati	162												
	BULEGA Nicolo	87	25 5	11 20	20 6									
	BAUTISTA Alvaro	75	1 6	20 7	16 25									
2	ROKIT BMW Motorrad WorldSBK Team	111 [-51]												
	RAZGATLIOGLU Toprak	71	11 7	25 12	16 16									
	VAN DER MARK Michael	40	9 7	7 13	4 4									
3	Kawasaki Racing Team WorldSBK	90 [-72]												
	LOWES Alex	75	13 12	25 5	10 10									
	BASSANI Axel	15	4 5	6										
4	GYTR GRT Yamaha WorldSBK Team	53 [-109]												
	AEGERTER Dominique	34	10 3	6 8	7 7									
	GARDNER Remy	19	4 4	4 1	9 1									
5	Pata Prometeon Yamaha	53 [-109]												
	LOCATELLI Andrea	45	20 9	11 2	3 3									
	REA Jonathan	8		8										
6	Team GoEleven	51 [-111]												
	IANNONE Andrea	51	16 13	13 9										
7	Barni Spark Racing Team	47 [-115]												
	PETRUCCI Danilo	47	8 16	9 11	3 3									
8	Bonovo Action BMW	35 [-127]												
	GERLOFF Garrett	25	7 8	4 6										
	REDDING Scott	10	5	5										
9	Team Motocorsa Racing	18 [-144]												
	RINALDI Michael Ruben	18	2 1	10 5										
10	ELF Marc VDS Racing Team	18 [-144]												
	LOWES Sam	18	3 2	9 4										
11	Team HRC	16 [-146]												
	VIERGE Xavi	13	6 3	2 2										
	LECUONA Iker	3		3										
12	GMT94 Yamaha	2 [-160]												
	OETTL Philipp	2	2											
13	Kawasaki Puccetti Racing	1 [-161]												
	RABAT Tito	1		1										

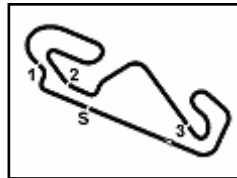
24/03/2024

These data/results cannot be reproduced, stored and/or transmitted in whole or in part by any manner of electronic, mechanical, photocopying, recording, broadcasting or otherwise now known or herein after developed without the previous express consent by the copyright owner, except for reproduction in daily press and regular printed publications on sale to the public within 60 days of the event related to those data/results and always provided that copyright symbol appears together as follows below.

© DORNA WSBK ORGANIZATION Srl 2024

FICR PERUGIA TIMING



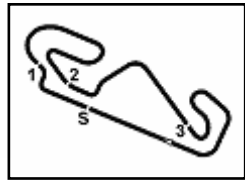


	February 25 PHILLIP ISLAND	March 24 BARCELONA	April 21 ASSEN	June 16 MISANO	July 14 DONINGTON PARK	July 21 MOST	August 11 PORTIMAO	August 25 BALATON PARK	September 8 MAGNY-COURS	September 22 CREMONA CIRCUIT	September 29 ARAGON	October 20 JEREZ	
14 Yamaha Motoxrcing WorldSBK Team	1			1									
RAY Bradley	1	1											

24/03/2024

These data/results cannot be reproduced, stored and/or transmitted in whole or in part by any manner of electronic, mechanical, photocopying, recording, broadcasting or otherwise now known or herein after developed without the previous express consent by the copyright owner, except for reproduction in daily press and regular printed publications on sale to the public within 60 days of the event related to those data/results and always provided that copyright symbol appears together as follows below.

© DORNA WSBK ORGANIZATION Srl 2024



Pirelli Catalunya Round, 22-24 March 2024

Teams Standings

	February 25 PHILIP ISLAND	March 24 BARCELONA	April 21 ASSEN	June 16 MISANO	July 14 DONINGTON PARK	July 21 MOST	August 11 PORTIMAO	August 25 BALATON PARK	September 8 MAGNY-COURS	September 22 CREMONA CIRCUIT	September 29 ARAGON	October 20 JEREZ	
--	------------------------------	-----------------------	-------------------	-------------------	---------------------------	-----------------	-----------------------	---------------------------	----------------------------	---------------------------------	------------------------	---------------------	--

Referent Teams													
1 Aruba.it Racing - Ducati 162													
BULEGA Nicolo	87	25 5	11	20 6	20								
BAUTISTA Alvaro	75	1 6	20	16 7	25								
2 ROKIT BMW Motorrad WorldSBK Team 111 [-51]													
RAZGATLIOGLU Toprak	71	11 7		25 12	16								
VAN DER MARK Michael	40	9	7	7 4	13								
3 Kawasaki Racing Team WorldSBK 90 [-72]													
LOWES Alex	75	13 12	25	10 5	10								
BASSANI Axel	15	4	5	6									
4 GYTR GRT Yamaha WorldSBK Team 53 [-109]													
AEGERTER Dominique	34	10 3	6	8	7								
GARDNER Remy	19	4		1 1	9								
5 Pata Prometeon Yamaha 53 [-109]													
LOCATELLI Andrea	45	20 9		11 2	3								
REA Jonathan	8			8									
6 Bonovo Action BMW 35 [-127]													
GERLOFF Garrett	25	7	8	4	6								
REDDING Scott	10	5		5									
7 Team HRC 16 [-146]													
VIERGE Xavi	13	6	3	2	2								
LECUONA Iker	3			3									

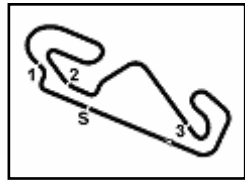
24/03/2024

These data/results cannot be reproduced, stored and/or transmitted in whole or in part by any manner of electronic, mechanical, photocopying, recording, broadcasting or otherwise now known or herein after developed without the previous express consent by the copyright owner, except for reproduction in daily press and regular printed publications on sale to the public within 60 days of the event related to those data/results and always provided that copyright symbol appears together as follows below.

© DORNA WSBK ORGANIZATION Srl 2024

FICR PERUGIA TIMING





February 25 PHILIP ISLAND	March 24 BARCELONA	April 21 ASSEN	June 16 MISANO	July 14 DONINGTON PARK	July 21 MOST	August 11 PORTIMAO	August 25 BALATON PARK	September 8 MAGNY-COURS	September 22 CREMONA CIRCUIT	September 29 ARAGON	October 20 JEREZ
-------------------------------------	------------------------------	--------------------------	--------------------------	----------------------------------	------------------------	------------------------------	----------------------------------	-----------------------------------	--	-------------------------------	----------------------------

Independent Teams											
1 Team GoEleven		51									
IANNONE Andrea	51	16	13	13	9						
2 Barni Spark Racing Team		47 [-4]									
PETRUCCI Danilo	47	8	16	9	11	3					
3 Team Motocorsa Racing		18 [-33]									
RINALDI Michael Ruben	18	2	10	5	1						
4 ELF Marc VDS Racing Team		18 [-33]									
LOWES Sam	18	3	9	4	2						
5 GMT94 Yamaha		2 [-49]									
OETTL Philipp	2	2									
6 Kawasaki Puccetti Racing		1 [-50]									
RABAT Tito	1			1							
7 Yamaha Motoxrcing WorldSBK Team		1 [-50]									
RAY Bradley	1	1									

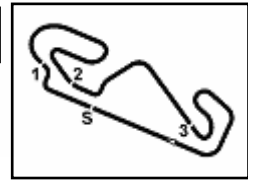
24/03/2024

These data/results cannot be reproduced, stored and/or transmitted in whole or in part by any manner of electronic, mechanical, photocopying, recording, broadcasting or otherwise now known or herein after developed without the previous express consent by the copyright owner, except for reproduction in daily press and regular printed publications on sale to the public within 60 days of the event related to those data/results and always provided that copyright symbol appears together as follows below.

© DORNA WSBK ORGANIZATION Srl 2024

FICR PERUGIA TIMING





Circuit de Barcelona 4.657 m

Pirelli Catalunya Round, 22-24 March 2024
Pirelli Best Lap Award

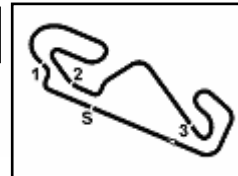
	Points	Points From First	Points From Previous	February 25 PHILLIP ISLAND	March 24 BARCELONA	April 21 ASSEN	June 16 MISANO	July 14 DONINGTON PARK	July 21 MOST	August 11 PORTIMAO	August 25 BALATON PARK	September 8 MAGNY-COURS	September 22 CREMONA CIRCUIT	September 29 ARAGON	October 20 JEREZ			
1 BULEGA Nicolo (ITA)	3			1 1	1													
2 LOWES Sam (GBR)	1	2			1													

24/03/2024

First Line: Race 1 & 2 - Second Line: Tissot Superpole Race

These data/results cannot be reproduced, stored and/or transmitted in whole or in part by any manner of electronic, mechanical, photocopying, recording, broadcasting or otherwise now known or herein after developed without the previous express consent by the copyright owner, except for reproduction in daily press and regular printed publications on sale to the public within 60 days of the event related to those data/results and always provided that copyright symbol appears together as follows below.

© DORNA WSBK ORGANIZATION Srl 2024



Pirelli Catalunya Round, 22–24 March 2024
Best Finish Award Race 2

Circuit de Barcelona 4.657 m

Points	Points From First	Points From Previous	February 25	March 24	April 21	June 16	July 14	July 21	August 11	August 25	September 8	September 22	September 29	October 20			
			PHILLIP ISLAND	BARCELONA	ASSEN	MISANO	DONINGTON PARK	MOST	PORTIMAO	BALATON PARK	MAGNY-COURS	CREMONA CIRCUIT	ARAGON	JEREZ			
1	BAUTISTA	13		<u>11</u> 2													
	Alvaro (ESP)			3 1													
2	MACKENZIE	13 0	2	6 5													
	Tarran (GBR)		19	16 17													
3	PETRUCCI	13 0 0	4 4	3 2													
	Danilo (ITA)		8 3	7 5													
4	VAN DER MARK	11 2 2	9	2													
	Michael (NED)		7	4													
5	GARDNER	11 2 0	8	3													
	Remy (AUS)		12	7													
6	VIERGE	11 2 0	2	4 5													
	Xavi (ESP)		10	14 14													
7	GERLOFF	11 2 0	5 1	1 4													
	Garrett (USA)		9 8	12 10													
8	REDDING	10 3 1	9	1													
	Scott (GBR)		11	11													
9	NORRODIN	10 3 0	2	3 5													
	Adam (MAS)		20	20 18													
10	BASSANI	8 5 2	3	5													
	Axel (ITA)		12	10													
11	LOCATELLI	8 5 0	4	4													
	Andrea (ITA)		2	5													
12	BULEGA	7 6 1	5	2													
	Nicolo (ITA)		5	2													
13	OETTL	6 7 1	2	4													
	Philipp (GER)		16	16													
14	REA	5 8 1	5	5													
	Jonathan (GBR)			8													
15	RINALDI	5 8 0	5	5													
	Michael Ruben (ITA)			11													
16	LOWES	5 8 0	4	1													
	Alex (GBR)		1	6													
17	AEGERTER	5 8 0	3	2													
	Dominique (SUI)		10	9													
18	RABAT	5 8 0	2 1	2													
	Tito (ESP)		18 16	15													
19	LECUONA	4 9 1	4	4													
	Iker (ESP)			13													
20	RAY	4 9 0	1	3													
	Bradley (GBR)		15	18													
21	RAZGATLIOGLU	1 12 3	1	1													
	Toprak (TUR)		5														

24/03/2024

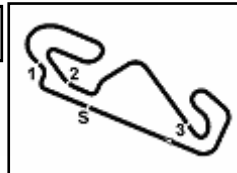
First Line: Championship Standings - Second Line: Race Position - Underline: Best Finisher

These data/results cannot be reproduced, stored and/or transmitted in whole or in part by any manner of electronic, mechanical, photocopying, recording, broadcasting or otherwise now known or herein after developed without the previous express consent by the copyright owner, except for reproduction in daily press and regular printed publications on sale to the public within 60 days of the event related to those data/results and always provided that copyright symbol appears together as follows below.

© DORNA WSBK ORGANIZATION Srl 2024

FICR PERUGIA TIMING





Circuit de Barcelona 4.657 m

Pirelli Catalunya Round, 22-24 March 2024

Best Sectors & Speed Race 2

RESULTS

1	1 A. BAUTISTA	Ducati Panigale V4R	Laps 20
2	11 N. BULEGA	Ducati Panigale V4R	2.041
3	54 T. RAZGATLIOGLU	BMW M 1000 RR	7.005
4	60 M. VAN DER MARK	BMW M 1000 RR	12.452
5	9 D. PETRUCCI	Ducati Panigale V4R	15.076
6	22 A. LOWES	Kawasaki ZX-10RR	15.285
7	87 R. GARDNER	Yamaha YZF R1	16.000
8	65 J. REA	Yamaha YZF R1	16.963
9	77 D. AEGERTER	Yamaha YZF R1	24.985
10	31 G. GERLOFF	BMW M 1000 RR	21.644
11	45 S. REDDING	BMW M 1000 RR	22.108
12	14 S. LOWES	Ducati Panigale V4R	24.985
13	55 A. LOCATELLI	Yamaha YZF R1	26.329
14	97 X. VIERGE	Honda CBR1000 RR-R	26.452
15	53 T. RABAT	Kawasaki ZX-10RR	34.445
16	5 P. OETTL	Yamaha YZF R1	36.522
17	95 T. MACKENZIE	Honda CBR1000 RR-R	46.934
18	27 A. NORRODIN	Honda CBR1000 RR-R	1'07.842
RET	29 A. IANNONE	Ducati Panigale V4R	8 Laps
RET	7 I. LECUONA	Honda CBR1000 RR-R	18 Laps
RET	28 B. RAY	Yamaha YZF R1	18 Laps
RET	21 M. RINALDI	Ducati Panigale V4R	
RET	47 A. BASSANI	Kawasaki ZX-10RR	

SPEED

1	45 S. REDDING	BMW M 1000 RR	327,3
2	9 D. PETRUCCI	Ducati Panigale V4R	327,3
3	7 I. LECUONA	Honda CBR1000 RR-R	326,3
4	97 X. VIERGE	Honda CBR1000 RR-R	325,3
5	31 G. GERLOFF	BMW M 1000 RR	324,3
6	22 A. LOWES	Kawasaki ZX-10RR	323,4
7	29 A. IANNONE	Ducati Panigale V4R	323,4
8	53 T. RABAT	Kawasaki ZX-10RR	323,4
9	60 M. VAN DER MARK	BMW M 1000 RR	322,4
10	77 D. AEGERTER	Yamaha YZF R1	322,4
11	14 S. LOWES	Ducati Panigale V4R	321,4
12	54 T. RAZGATLIOGLU	BMW M 1000 RR	321,4
13	87 R. GARDNER	Yamaha YZF R1	321,4
14	11 N. BULEGA	Ducati Panigale V4R	320,5
15	27 A. NORRODIN	Honda CBR1000 RR-R	319,5
16	65 J. REA	Yamaha YZF R1	319,5
17	1 A. BAUTISTA	Ducati Panigale V4R	319,5
18	28 B. RAY	Yamaha YZF R1	317,6
19	5 P. OETTL	Yamaha YZF R1	314,9
20	95 T. MACKENZIE	Honda CBR1000 RR-R	314,9
21	55 A. LOCATELLI	Yamaha YZF R1	314,9
22	21 M. RINALDI	Ducati Panigale V4R	274,8
23	47 A. BASSANI	Kawasaki ZX-10RR	270,7

SEG. 1

1	54 T. RAZGATLIOGLU	16.853
2	1 A. BAUTISTA	16.901
3	29 A. IANNONE	16.912
4	11 N. BULEGA	16.916
5	9 D. PETRUCCI	16.934
6	45 S. REDDING	16.951
7	60 M. VAN DER MARK	16.971
8	14 S. LOWES	17.009
9	97 X. VIERGE	17.018
10	87 R. GARDNER	17.018
11	31 G. GERLOFF	17.029
12	27 A. NORRODIN	17.033
13	55 A. LOCATELLI	17.078
14	53 T. RABAT	17.078
15	77 D. AEGERTER	17.093
16	95 T. MACKENZIE	17.115
17	22 A. LOWES	17.129
18	65 J. REA	17.135
19	7 I. LECUONA	17.228
20	5 P. OETTL	17.243
21	28 B. RAY	17.467
22	47 A. BASSANI	20.369
23	21 M. RINALDI	20.484

SEG. 2

1	11 N. BULEGA	32.054
2	55 A. LOCATELLI	32.297
3	29 A. IANNONE	32.397
4	54 T. RAZGATLIOGLU	32.403
5	1 A. BAUTISTA	32.470
6	60 M. VAN DER MARK	32.485
7	9 D. PETRUCCI	32.488
8	45 S. REDDING	32.541
9	14 S. LOWES	32.557
10	22 A. LOWES	32.559
11	87 R. GARDNER	32.562
12	53 T. RABAT	32.589
13	65 J. REA	32.629
14	31 G. GERLOFF	32.630
15	97 X. VIERGE	32.673
16	7 I. LECUONA	32.687
17	77 D. AEGERTER	32.694
18	95 T. MACKENZIE	32.715
19	5 P. OETTL	32.817
20	28 B. RAY	32.853
21	27 A. NORRODIN	33.031

SEG. 3

1	14 S. LOWES	20.855
2	1 A. BAUTISTA	20.906
3	11 N. BULEGA	20.928
4	54 T. RAZGATLIOGLU	20.928
5	60 M. VAN DER MARK	20.992
6	29 A. IANNONE	21.013
7	45 S. REDDING	21.016
8	65 J. REA	21.029
9	55 A. LOCATELLI	21.036
10	22 A. LOWES	21.043
11	77 D. AEGERTER	21.045
12	87 R. GARDNER	21.051
13	53 T. RABAT	21.069
14	9 D. PETRUCCI	21.070
15	31 G. GERLOFF	21.119
16	97 X. VIERGE	21.145
17	95 T. MACKENZIE	21.169
18	5 P. OETTL	21.224
19	7 I. LECUONA	21.232
20	28 B. RAY	21.309
21	27 A. NORRODIN	21.343

SEG. 4

1	11 N. BULEGA	31.545
2	1 A. BAUTISTA	31.556
3	60 M. VAN DER MARK	31.588
4	87 R. GARDNER	31.626
5	29 A. IANNONE	31.637
6	54 T. RAZGATLIOGLU	31.660
7	55 A. LOCATELLI	31.685
8	31 G. GERLOFF	31.691
9	14 S. LOWES	31.708
10	9 D. PETRUCCI	31.718
11	22 A. LOWES	31.732
12	65 J. REA	31.756
13	95 T. MACKENZIE	31.789
14	5 P. OETTL	31.794
15	45 S. REDDING	31.795
16	77 D. AEGERTER	31.831
17	28 B. RAY	31.849
18	53 T. RABAT	31.867
19	97 X. VIERGE	31.898
20	27 A. NORRODIN	31.952
21	7 I. LECUONA	32.133

24/03/2024

These data/results cannot be reproduced, stored and/or transmitted in whole or in part by any manner of electronic, mechanical, photocopying, recording, broadcasting or otherwise now known or herein after developed without the previous express consent by the copyright owner, except for reproduction in daily press and regular printed publications on sale to the public within 60 days of the event related to those data/results and always provided that copyright symbol appears together as follows below.

© DORNA WSBK ORGANIZATION Srl 2024

Pirelli Catalunya Round, 22-24 March 2024
Lap Chart Race 2

1 / 4

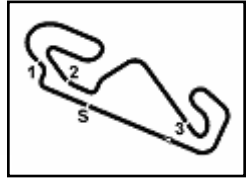
		Lap																			
		1	2	3	4	5	6	7	8	9	10	11	12	13	14	15	16	17	18	19	20
1	1	1	1	1	1	11	11	11	11	11	1	1	1	1	1	1	1	1	1	1	1
2	11	54	54	11	1	1	1	1	1	1	11	11	11	11	11	11	11	11	11	11	11
3	29	29	11	54	54	54	54	54	54	54	54	54	54	54	54	54	54	54	54	54	54
4	54	11	29	29	29	29	29	29	29	29	29	29	29	29	60	60	60	60	60	60	60
5	22	87	87	87	87	87	87	60	60	60	60	60	60	87	87	9	9	9	9	9	9
6	87	22	22	22	60	60	87	87	87	87	87	87	87	9	9	87	87	87	87	87	87
7	60	60	60	60	65	65	9	9	9	9	9	9	14	14	14	22	22	22	22	22	22
8	14	65	65	65	22	9	65	22	22	14	14	14	22	22	22	14	65	65	65	65	65
9	65	14	9	9	9	22	22	65	14	22	22	22	22	65	65	65	65	14	77	77	77
10	9	9	14	14	14	14	14	14	65	65	65	65	45	45	45	31	31	31	31	31	31
11	53	53	53	53	53	53	31	31	31	31	45	45	31	31	31	45	77	45	45	45	45
12	31	31	31	31	31	31	31	45	45	45	31	31	77	77	77	77	45	14	14	14	14
13	77	77	97	97	97	45	45	53	53	53	53	53	77	53	53	53	53	97	97	97	55
14	97	97	77	77	77	97	97	97	97	77	77	53	97	97	97	97	53	53	55	55	97
15	7	7	45	45	45	77	77	77	77	77	97	97	97	95	95	55	55	55	55	53	53
16	45	45	95	95	95	95	95	95	95	95	95	95	95	5	5	95	5	5	5	5	5
17	28	5	5	5	5	5	5	5	5	5	5	5	5	55	55	5	95	95	95	95	95
18	5	28	27	27	27	27	27	55	55	55	55	55	27	27	27	27	27	27	27	27	27
19	95	95	55	55	55	55	55	27	27	27	27	27	27								
20	27	27																			
21	55	55																			

Final Result		
1	1 A. BAUTISTA	Laps 20
2	11 N. BULEGA	2.041
3	54 T. RAZGATLIOGLU	7.005
4	60 M. VAN DER MARK	12.452
5	9 D. PETRUCCI	15.076
6	22 A. LOWES	15.285
7	87 R. GARDNER (P)	16.000
8	65 J. REA	16.963
9	77 D. AEGERTER	19.849
10	31 G. GERLOFF	21.644
11	45 S. REDDING	22.108
12	14 S. LOWES	24.985
13	55 A. LOCATELLI	26.329
14	97 X. VIERGE	26.452
15	53 T. RABAT	34.445
16	5 P. DETTL	36.522
17	95 T. MACKENZIE	46.934
18	27 A. NORRODIN	1'07.842
RET	29 A. IANNONE	8 Laps
RET	7 I. LECUONA	18 Laps
RET	28 B. RAY	18 Laps
RET	21 M. RINALDI	
RET	47 A. BASSANI	

24/03/2024

These data/results cannot be reproduced, stored and/or transmitted in whole or in part by any manner of electronic, mechanical, photocopying, recording, broadcasting or otherwise now known or herein after developed without the previous express consent by the copyright owner, except for reproduction in daily press and regular printed publications on sale to the public within 60 days of the event related to those data/results and always provided that copyright symbol appears together as follows below.

© DORNA WSBK ORGANIZATION Srl 2024



Pirelli Catalunya Round, 22-24 March 2024
Lap Chart Race 2

2 / 4

Lap 1 table with columns for rank, rider name, and time

Lap 5 table with columns for rank, rider name, and time

Lap 2 table with columns for rank, rider name, and time

Lap 6 table with columns for rank, rider name, and time

Lap 3 table with columns for rank, rider name, and time

Lap 7 table with columns for rank, rider name, and time

Lap 4 table with columns for rank, rider name, and time

Lap 8 table with columns for rank, rider name, and time

Lap 9 table with columns for rank, rider name, and time

Lap 10 table with columns for rank, rider name, and time

Lap 11 table with columns for rank, rider name, and time

Lap 12 table with columns for rank, rider name, and time

Lap 13 table with columns for rank, rider name, and time

Lap 14 table with columns for rank, rider name, and time

Lap 15 table with columns for rank, rider name, and time

Lap 16 table with columns for rank, rider name, and time

24/03/2024

These data/results cannot be reproduced, stored and/or transmitted in whole or in part by any manner of electronic, mechanical, photocopying, recording, broadcasting or otherwise now known or herein after developed without the previous express consent by the copyright owner, except for reproduction in daily press and regular printed publications on sale to the public within 60 days of the event related to those data/results and always provided that copyright symbol appears together as follows below.

© DORNA WSBK ORGANIZATION Srl 2024

Pirelli Catalunya Round, 22-24 March 2024

Lap Chart Race 2

14	97 X.Vierge	16.133	6	87 R.Gardner	13.372
15	95 T.Mackenzie	20.591	7	22 A.Lowes	14.547
16	5 P.Oettl	21.073	8	65 J.Rea	16.112
17	55 A.Locatelli	21.176	9	77 D.Aegerter	18.664
18	27 A.Norrodin	37.383	10	31 G.Gerloff	19.538

Lap 15

1	1 A.Bautista	25'37.561	11	45 S.Redding	19.716
2	11 N.Bulega	0.493	12	14 S.Lowes	21.181
3	54 T.Razgatlioglu	4.064	13	97 X.Vierge	24.648
4	60 M.van der Mark	7.296	14	53 T.Rabat	25.842
5	9 D.Petrucci	9.103	15	55 A.Locatelli	25.864
6	87 R.Gardner	9.717	16	5 P.Oettl	31.796
7	14 S.Lowes	11.673	17	95 T.Mackenzie	37.011
8	22 A.Lowes	11.961	18	27 A.Norrodin	56.771
9	65 J.Rea	13.077			
10	45 S.Redding	15.025			
11	31 G.Gerloff	15.190			
12	77 D.Aegerter	15.267			
13	53 T.Rabat	17.800			
14	97 X.Vierge	18.210			
15	55 A.Locatelli	22.306			
16	95 T.Mackenzie	23.886			
17	5 P.Oettl	23.960			
18	27 A.Norrodin	41.967			

Lap 19

1	1 A.Bautista	32'28.500	11	45 S.Redding	21.001
2	11 N.Bulega	1.424	12	14 S.Lowes	23.078
3	54 T.Razgatlioglu	6.802	13	97 X.Vierge	25.854
4	60 M.van der Mark	11.512	14	55 A.Locatelli	26.159
5	9 D.Petrucci	13.775	15	53 T.Rabat	29.739
6	87 R.Gardner	14.393	16	5 P.Oettl	34.198
7	22 A.Lowes	14.919	17	95 T.Mackenzie	41.726
8	65 J.Rea	16.612	18	27 A.Norrodin	1'02.418
9	77 D.Aegerter	19.261			
10	31 G.Gerloff	20.574			

Lap 20

1	1 A.Bautista	34'12.160	11	45 S.Redding	22.108
2	11 N.Bulega	2.041	12	14 S.Lowes	24.985
3	54 T.Razgatlioglu	7.005	13	55 A.Locatelli	26.329
4	60 M.van der Mark	12.452	14	97 X.Vierge	26.452
5	9 D.Petrucci	15.076	15	53 T.Rabat	34.445
6	87 R.Gardner	15.202	16	5 P.Oettl	36.522
7	22 A.Lowes	15.285	17	95 T.Mackenzie	46.934
8	65 J.Rea	16.963	18	27 A.Norrodin	1'07.842
9	77 D.Aegerter	19.849			
10	31 G.Gerloff	21.644			

Lap 17

1	1 A.Bautista	29'02.610	11	45 S.Redding	18.247
2	11 N.Bulega	0.631	13	97 X.Vierge	22.456
3	54 T.Razgatlioglu	5.483	14	53 T.Rabat	22.999
4	60 M.van der Mark	9.427	15	55 A.Locatelli	24.937
5	9 D.Petrucci	11.169	16	5 P.Oettl	29.037
6	87 R.Gardner	12.032	17	95 T.Mackenzie	32.503
7	22 A.Lowes	13.513	18	27 A.Norrodin	51.402
8	65 J.Rea	15.136			
9	14 S.Lowes	15.998			
10	31 G.Gerloff	17.754			

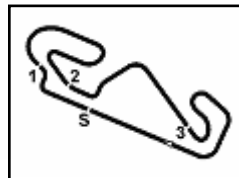
Lap 18

1	1 A.Bautista	30'45.295			
2	11 N.Bulega	1.015			
3	54 T.Razgatlioglu	6.425			
4	60 M.van der Mark	10.639			
5	9 D.Petrucci	12.463			

24/03/2024

These data/results cannot be reproduced, stored and/or transmitted in whole or in part by any manner of electronic, mechanical, photocopying, recording, broadcasting or otherwise now known or herein after developed without the previous express consent by the copyright owner, except for reproduction in daily press and regular printed publications on sale to the public within 60 days of the event related to those data/results and always provided that copyright symbol appears together as follows below.

© DORNA WSBK ORGANIZATION Srl 2024



Circuit de Barcelona 4.657 m

4 / 4

Pirelli Catalunya Round, 22-24 March 2024 Lap Chart Race 2

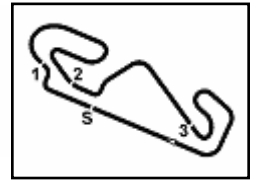
Race Pace Comparison

	1 Bau	11 Bul	54 Raz	60 vdM	9 Pet	22 Alò	87 Gar	65 Rea	77 Aeg	31 Ger	45 Red	14 Slò	55 Loc	97 Vie
1	1'45.485	1'45.545	1'45.654	1'46.036	1'46.559	1'45.858	1'46.008	1'46.385	1'47.276	1'46.922	1'47.847	1'46.261	1'59.049	1'47.557
2	1'42.787	1'43.097	1'42.823	1'43.135	1'43.366	1'43.193	1'42.879	1'43.093	1'43.115	1'43.342	1'43.221	1'43.462	1'42.190	1'43.124
3	1'42.438	1'42.479	1'42.568	1'42.792	1'42.559	1'42.761	1'42.697	1'42.816	1'43.465	1'43.034	1'43.129	1'42.885	1'42.688	1'43.010
4	1'42.686	1'42.365	1'42.753	1'42.768	1'42.950	1'42.906	1'42.613	1'42.874	1'42.939	1'42.689	1'42.812	1'42.953	1'42.590	1'42.986
5	1'42.408	1'41.578	1'42.191	1'42.419	1'42.877	1'43.496	1'42.477	1'42.706	1'43.130	1'43.194	1'43.042	1'42.885	1'42.756	1'43.146
6	1'42.067	1'42.144	1'42.175	1'42.314	1'42.483	1'42.839	1'42.592	1'42.800	1'43.255	1'42.936	1'42.850	1'42.727	1'42.592	1'43.250
7	1'42.008	1'42.049	1'42.256	1'42.568	1'42.299	1'42.863	1'43.066	1'43.052	1'43.284	1'42.991	1'42.854	1'42.785	1'42.881	1'43.197
8	1'42.041	1'42.342	1'42.277	1'42.431	1'42.858	1'43.765	1'42.680	1'44.071	1'43.193	1'43.382	1'43.055	1'43.932	1'42.979	1'43.233
9	1'42.217	1'42.277	1'42.239	1'42.679	1'42.566	1'42.962	1'42.834	1'43.553	1'43.462	1'43.272	1'43.164	1'42.853	1'42.718	1'43.531
10	1'42.159	1'42.759	1'42.465	1'42.818	1'42.665	1'43.181	1'42.685	1'42.938	1'43.058	1'43.256	1'43.195	1'42.237	1'42.955	1'43.551
11	1'41.963	1'41.983	1'42.420	1'42.739	1'42.750	1'43.001	1'42.806	1'43.152	1'43.007	1'43.467	1'43.063	1'42.831	1'43.137	1'43.294
12	1'42.142	1'42.402	1'42.851	1'42.826	1'43.006	1'43.078	1'43.077	1'43.238	1'43.245	1'43.441	1'43.254	1'43.202	1'43.359	1'43.652
13	1'42.595	1'42.351	1'43.040	1'42.880	1'43.192	1'43.022	1'43.378	1'43.229	1'43.168	1'43.528	1'43.409	1'43.080	1'43.307	1'43.884
14	1'42.371	1'42.292	1'43.002	1'43.082	1'43.325	1'43.255	1'43.448	1'43.273	1'43.656	1'43.730	1'43.623	1'43.338	1'43.342	1'44.085
15	1'42.194	1'42.391	1'42.911	1'43.370	1'43.209	1'43.342	1'44.038	1'43.458	1'43.575	1'43.567	1'44.068	1'43.803	1'43.324	1'44.271
16	1'42.393	1'42.306	1'43.105	1'43.411	1'43.434	1'43.350	1'43.584	1'43.362	1'43.892	1'43.665	1'44.062	1'44.365	1'43.711	1'44.686
17	1'42.656	1'42.881	1'43.363	1'43.769	1'43.681	1'43.251	1'43.780	1'43.746	1'43.719	1'43.948	1'44.209	1'45.009	1'43.969	1'44.609
18	1'42.685	1'43.069	1'43.627	1'43.897	1'43.979	1'43.719	1'44.025	1'43.661	1'43.520	1'44.469	1'44.154	1'47.868	1'43.612	1'44.877
19	1'43.205	1'43.614	1'43.582	1'44.078	1'44.517	1'43.577	1'44.226	1'43.705	1'43.802	1'44.241	1'44.490	1'45.102	1'43.500	1'44.411
20	1'43.660	1'44.277	1'43.863	1'44.600	1'44.961	1'44.026	1'44.469	1'44.011	1'44.248	1'44.730	1'44.767	1'45.567	1'43.830	1'44.258

	53 Rab	5 Det	95 Mac	27 Nor	29 Ian	7 Lec	28 Ray
1	1'46.819	1'48.029	1'48.237	1'48.852	1'45.595	1'47.734	1'47.951
2	1'43.333	1'43.323	1'43.418	1'43.692	1'42.999	1'43.280	1'43.478
3	1'42.839	1'43.984	1'43.515	1'43.579	1'42.814		
4	1'42.865	1'43.522	1'43.408	1'44.056	1'42.642		
5	1'42.817	1'43.460	1'43.176	1'44.147	1'42.339		
6	1'43.031	1'43.360	1'43.212	1'44.130	1'42.237		
7	1'43.347	1'43.398	1'43.233	1'44.706	1'42.328		
8	1'43.945	1'43.504	1'43.057	1'45.039	1'42.471		
9	1'43.238	1'43.514	1'43.590	1'45.584	1'42.391		
10	1'43.334	1'43.717	1'43.576	1'45.288	1'42.500		
11	1'43.465	1'43.896	1'43.914	1'45.533	1'42.622		
12	1'43.964	1'44.244	1'44.083	1'45.784	1'42.670		
13	1'43.921	1'44.119	1'44.576	1'45.943			
14	1'44.092	1'44.370	1'44.963	1'46.417			
15	1'44.351	1'45.081	1'45.489	1'46.778			
16	1'44.901	1'45.087	1'46.636	1'47.072			
17	1'45.347	1'45.039	1'47.030	1'47.412			
18	1'45.528	1'45.444	1'47.193	1'48.054			
19	1'47.102	1'45.607	1'47.920	1'48.852			
20	1'48.366	1'45.984	1'48.868	1'49.084			

24/03/2024
 These data/results cannot be reproduced, stored and/or transmitted in whole or in part by any manner of electronic, mechanical, photocopying, recording, broadcasting or otherwise now known or herein after developed without the previous express consent by the copyright owner, except for reproduction in daily press and regular printed publications on sale to the public within 60 days of the event related to those data/results and always provided that copyright symbol appears together as follows below.
 © DORNA WSBK ORGANIZATION Srl 2024





Circuit de Barcelona 4.657 m

Pirelli Catalunya Round, 22-24 March 2024
Chronological Analysis Race 2

Start at 14:00'25.177

1 / 4

1° 1 A. BAUTISTA [1'41.963]							
Lap	Seg1	Seg2	Seg3	Seg4	Lap Time	km/h	Local Time
1		32.786	21.340	32.031	1'45.485	268,7	14:02'10.662
2	17.015	32.828	21.169	31.775	1'42.787	316,7	14:03'53.449
3	17.005	32.635	21.088	31.710	1'42.438	314,0	14:05'35.887
4	17.211	32.598	21.104	31.773	1'42.686	312,1	14:07'18.573
5	17.168	32.545	21.035	31.660	1'42.408	312,1	14:09'00.981
6	17.062	32.503	20.946	31.556	1'42.067	317,6	14:10'43.048
7	16.947	32.508	20.937	31.616	1'42.008	318,6	14:12'25.056
8	16.963	32.470	21.007	31.601	1'42.041	315,8	14:14'07.097
9	16.995	32.490	20.985	31.747	1'42.217	319,5	14:15'49.314
10	17.017	32.573	20.906	31.663	1'42.159	319,5	14:17'31.473
11	16.903	32.493	20.931	31.636	1'41.963	314,9	14:19'13.436
12	16.903	32.557	20.995	31.687	1'42.142	315,8	14:20'55.578
13	16.901	32.762	21.052	31.880	1'42.595	314,9	14:22'38.173
14	16.976	32.672	20.999	31.724	1'42.371	314,9	14:24'20.544
15	16.918	32.650	20.922	31.704	1'42.194	314,9	14:26'02.738
16	16.981	32.652	20.961	31.799	1'42.393	314,9	14:27'45.131
17	16.927	32.779	21.045	31.905	1'42.656	314,9	14:29'27.787
18	17.001	32.862	20.963	31.859	1'42.685	315,8	14:31'10.472
19	17.095	32.929	21.028	32.153	1'43.205	314,0	14:32'53.677
20	17.187	33.108	21.071	32.294	1'43.660	314,0	14:34'37.337
Race Time 34'12.160							

2° 11 N. BULEGA [1'41.578]							
Lap	Seg1	Seg2	Seg3	Seg4	Lap Time	km/h	Local Time
1		32.610	21.248	31.999	1'45.545	267,3	14:02'10.722
2	17.292	33.083	20.987	31.735	1'43.097	314,0	14:03'53.819
3	17.167	32.702	20.955	31.655	1'42.479	316,7	14:05'36.298
4	17.137	32.437	20.928	31.863	1'42.365	315,8	14:07'18.663
5	16.916	32.054	20.987	31.621	1'41.578	314,9	14:09'00.241
6	17.169	32.423	21.007	31.545	1'42.144	310,3	14:10'42.385
7	17.155	32.267	21.001	31.626	1'42.049	310,3	14:12'24.434
8	17.152	32.342	21.105	31.743	1'42.342	310,3	14:14'06.776
9	17.129	32.407	21.032	31.709	1'42.277	311,2	14:15'49.053
10	17.410	32.631	20.999	31.719	1'42.759	311,2	14:17'31.812
11	17.040	32.330	20.944	31.669	1'41.983	318,6	14:19'13.795
12	17.100	32.364	21.088	31.850	1'42.402	318,6	14:20'56.197
13	17.083	32.437	20.973	31.858	1'42.351	315,8	14:22'38.548
14	17.036	32.485	21.008	31.763	1'42.292	315,8	14:24'20.540
15	17.059	32.442	21.118	31.772	1'42.391	320,5	14:26'03.231
16	17.107	32.512	20.937	31.750	1'42.306	316,7	14:27'45.537
17	17.164	32.590	21.026	32.101	1'42.881	316,7	14:29'28.418
18	17.197	32.725	21.024	32.123	1'43.069	316,7	14:31'11.487
19	17.355	32.739	21.189	32.331	1'43.614	313,0	14:32'55.101
20	17.444	32.904	21.311	32.618	1'44.277	312,1	14:34'39.378
Race Time 34'14.201							

3° 54 T. RAZGATLIOGLU [1'42.175]							
Lap	Seg1	Seg2	Seg3	Seg4	Lap Time	km/h	Local Time
1		32.764	21.225	31.883	1'45.654	261,5	14:02'10.831
2	17.135	32.916	21.061	31.711	1'42.823	319,5	14:03'53.654
3	17.105	32.610	21.058	31.795	1'42.568	316,7	14:05'36.222
4	17.010	32.784	21.096	31.863	1'42.753	316,7	14:07'18.975
5	16.944	32.514	21.006	31.727	1'42.191	319,5	14:09'01.166
6	16.978	32.548	20.989	31.660	1'42.175	321,4	14:10'43.341
7	17.022	32.403	20.989	31.842	1'42.256	319,5	14:12'25.597
8	17.062	32.473	21.009	31.733	1'42.277	319,5	14:14'07.874
9	16.853	32.583	20.928	31.875	1'42.239	321,4	14:15'50.113
10	16.984	32.560	21.013	31.908	1'42.465	319,5	14:17'32.578
11	16.973	32.542	21.056	31.849	1'42.420	320,5	14:19'14.998
12	16.974	32.692	21.142	32.043	1'42.851	319,5	14:20'57.849
13	17.063	32.871	21.144	31.962	1'43.400	315,8	14:22'40.889
14	17.063	32.759	21.068	32.112	1'43.002	314,9	14:24'23.891
15	17.044	32.735	21.115	32.017	1'42.911	315,8	14:26'06.802

16	17.061	32.821	21.215	32.008	1'43.105	314,0	14:27'49.907
17	17.098	32.896	21.248	32.121	1'43.363	314,0	14:29'33.270
18	17.118	32.997	21.287	32.225	1'43.627	314,9	14:31'16.897
19	17.171	33.041	21.161	32.209	1'43.582	313,0	14:33'00.479
20	17.209	33.048	21.213	32.393	1'43.863	313,0	14:34'44.342
Race Time 34'19.165							

4° 60 M. VAN DER MARK [1'42.314]							
Lap	Seg1	Seg2	Seg3	Seg4	Lap Time	km/h	Local Time
1		33.039	21.337	31.658	1'46.036	263,4	14:02'11.213
2	17.195	33.020	21.332	31.588	1'43.135	312,1	14:03'54.348
3	17.182	32.619	21.210	31.781	1'42.792	322,4	14:05'37.140
4	17.255	32.689	21.186	31.638	1'42.768	315,8	14:07'19.908
5	17.158	32.570	20.992	31.699	1'42.419	313,0	14:09'02.327
6	16.979	32.485	21.151	31.699	1'42.314	320,5	14:10'44.641
7	16.971	32.634	21.087	31.876	1'42.568	321,4	14:12'27.209
8	17.033	32.526	21.077	31.795	1'42.431	317,6	14:14'09.640
9	17.065	32.672	21.004	31.938	1'42.679	318,6	14:15'52.319
10	17.021	32.690	21.101	32.006	1'42.818	315,8	14:17'35.137
11	17.055	32.665	21.156	31.863	1'42.739	314,9	14:19'17.876
12	17.022	32.730	21.139	31.935	1'42.826	315,8	14:21'00.702
13	17.006	32.804	21.039	32.031	1'42.880	314,9	14:22'43.582
14	17.076	32.822	21.132	32.052	1'43.082	313,0	14:24'26.664
15	17.089	32.891	21.220	32.170	1'43.370	313,0	14:26'10.034
16	17.077	32.932	21.174	32.228	1'43.411	314,0	14:27'53.445
17	17.205	32.978	21.274	32.312	1'43.769	313,0	14:29'37.214
18	17.139	33.060	21.261	32.437	1'43.897	313,0	14:31'21.111
19	17.221	33.169	21.282	32.406	1'44.078	310,3	14:33'05.189
20	17.219	33.332	21.313	32.736	1'44.600	310,3	14:34'49.789
Race Time 34'24.612							

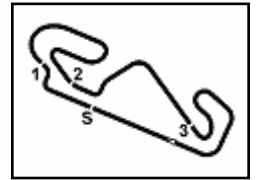
5° 9 D. PETRUCCI [1'42.299]							
Lap	Seg1	Seg2	Seg3	Seg4	Lap Time	km/h	Local Time
1		33.143	21.208	31.827	1'46.559	262,8	14:02'11.736
2	17.275	32.763	21.354	31.974	1'43.366	323,4	14:03'55.102
3	17.192	32.488	21.070	31.809	1'42.559	327,3	14:05'37.661
4	17.264	32.586	21.269	31.831	1'42.950	320,5	14:07'20.611
5	17.066	32.708	21.218	31.885	1'42.877	325,3	14:09'03.488
6	17.038	32.589	21.115	31.741	1'42.483	323,4	14:10'45.971
7	16.934	32.559	21.088	31.718	1'42.299	318,6	14:12'28.270
8	17.033	32.901	21.100	31.824	1'42.858	317,6	14:14'11.128
9	17.039	32.680	21.084	31.763	1'42.566	319,5	14:15'53.694
10	17.106	32.624	21.106	31.829	1'42.665	319,5	14:17'36.359
11	17.038	32.715	21.192	31.805	1'42.750	320,5	14:19'19.109
12	17.154	32.762	21.162	31.928	1'43.006	320,5	14:21'02.115
13	17.161	32.757	21.203	32.071	1'43.192	320,5	14:22'45.307
14	17.197	32.831	21.194	32.103	1'43.325	321,4	14:24'28.632
15	17.063	32.923	21.204	32.019	1'43.209	322,4	14:26'11.841
16	17.227	32.912	21.199	32.096	1'43.434	314,9	14:27'55.275
17	17.271	33.007	21.226	32.177	1'43.681	314,9	14:29'38.956
18	17.191	33.087	21.287	32.414	1'43.979	314,0	14:31'22.935
19	17.324	33.302	21.356	32.535	1'44.517	313,0	14:33'07.452
20	17.300	33.397	21.496	32.768	1'44.961	312,1	14:34'52.413
Race Time 34'27.236							

6° 22 A. LOWES [1'42.761]							
Lap	Seg1	Seg2	Seg3	Seg4	Lap Time	km/h	Local Time
1		32.861	21.206	31.868	1'45.858	264,7	14:02'11.035
2	17.298	33.035	21.089	31.771	1'43.193	323,4	14:03'54.228
3	17.235	32.581	21.213	31.732	1'42.761	323,4	14:05'36.989
4	17.344	32.559	21.090	31.913	1'42.906	314,0	14:07'19.895
5	17.420	32.683	21.043	32.350	1'43.496	312,1	14:09'03.391
6	17.304	32.674	21.043	31.818	1'42.839	320,5	14:10'46.230
7	17.194	32.647	21.161	31.861	1'42.863	318,6	14:12'29.093
8	17.184	33.440	21.127	32.014	1'43.765	320,5	14:14'12.858
9	17.263	32.632	21.148	31.919	1'42.962	317,6	14:15'55.820

24/03/2024 P = Pits In/Out - C = Lap Time Cancelled

These data/results cannot be reproduced, stored and/or transmitted in whole or in part by any manner of electronic, mechanical, photocopying, recording, broadcasting or otherwise now known or herein after developed without the previous express consent by the copyright owner, except for reproduction in daily press and regular printed publications on sale to the public within 60 days of the event related to those data/results and always provided that copyright symbol appears together as follows below.

© DORNA WSBK ORGANIZATION Srl 2024



Pirelli Catalunya Round, 22-24 March 2024
Chronological Analysis Race 2

Circuit de Barcelona 4.657 m

Start at 14:00'25.177

2 / 4

10	17.294	32.764	21.112	32.011	1'43.181	314,9	14:17'39.001	4	17.236	32.741	21.131	31.831	1'42.939	313,0	14:07'21.972
11	17.270	32.664	21.166	31.901	1'43.001	316,7	14:19'22.002	5	17.133	32.793	21.234	31.970	1'43.130	319,5	14:09'05.102
12	17.217	32.628	21.229	32.004	1'43.078	317,6	14:21'05.080	6	17.276	32.776	21.205	31.998	1'43.255	318,6	14:10'48.357
13	17.129	32.716	21.126	32.051	1'43.022	315,8	14:22'48.102	7	17.245	32.816	21.106	32.117	1'43.284	315,8	14:12'31.641
14	17.160	32.798	21.168	32.129	1'43.255	316,7	14:24'31.357	8	17.116	32.790	21.281	32.006	1'43.193	319,5	14:14'14.834
15	17.225	32.829	21.196	32.092	1'43.342	316,7	14:26'14.699	9	17.110	33.003	21.288	32.061	1'43.462	319,5	14:15'58.296
16	17.238	32.827	21.212	32.073	1'43.350	320,5	14:27'58.049	10	17.190	32.870	21.045	31.953	1'43.058	317,6	14:17'41.354
17	17.232	32.750	21.168	32.101	1'43.251	314,0	14:29'41.300	11	17.196	32.743	21.149	31.919	1'43.007	318,6	14:19'24.361
18	17.270	32.889	21.360	32.200	1'43.719	315,8	14:31'25.019	12	17.130	32.986	21.161	31.968	1'43.245	318,6	14:21'07.606
19	17.228	32.880	21.250	32.219	1'43.577	314,9	14:33'08.596	13	17.099	32.755	21.245	32.069	1'43.168	318,6	14:22'50.774
20	17.214	33.115	21.244	32.453	1'44.026	318,6	14:34'52.622	14	17.130	33.031	21.318	32.177	1'43.656	321,4	14:24'34.430

Race Time 34'27.445

7° 87 R. GARDNER [1'42.477]							
Lap	Seg1	Seg2	Seg3	Seg4	Lap Time	km/h	Local Time
1		32.816	21.247	31.828	1'46.008	265,4	14:02'11.185
2	17.273	32.826	21.081	31.699	1'42.879	303,4	14:03'54.064
3	17.073	32.758	21.240	31.626	1'42.697	318,6	14:05'36.761
4	17.149	32.608	21.100	31.756	1'42.613	316,7	14:07'19.374
5	17.070	32.562	21.067	31.778	1'42.477	321,4	14:09'01.851
6	17.056	32.578	21.100	31.858	1'42.592	317,6	14:10'44.443
7	17.277	32.774	21.140	31.875	1'43.066	314,0	14:12'27.509
8	17.023	32.709	21.083	31.865	1'42.680	318,6	14:14'10.189
9	17.018	32.756	21.063	31.997	1'42.834	316,7	14:15'53.023
10	17.094	32.646	21.051	31.894	1'42.685	314,0	14:17'35.708
11	17.032	32.666	21.146	31.962	1'42.806	316,7	14:19'18.514
12	17.045	32.761	21.154	32.117	1'43.077	315,8	14:21'01.591
13	17.154	32.874	21.114	32.236	1'43.378	313,0	14:22'44.969
14	17.216	32.859	21.189	32.184	1'43.448	311,2	14:24'28.417
15	17.377	33.129	21.317	32.215	1'44.038	310,3	14:26'12.455
16	17.184	32.943	21.204	32.253	1'43.584	314,9	14:27'56.039
17	17.158	33.072	21.245	32.305	1'43.780	314,0	14:29'39.819
18	17.150	33.134	21.258	32.483	1'44.025	314,0	14:31'23.844
19	17.287	33.224	21.255	32.460	1'44.226	312,1	14:33'08.070
20	17.249	33.264	21.383	32.573	1'44.469	311,2	14:34'52.539

Race Time 34'27.362 + 0.798Pen

8° 65 J. REA [1'42.706]							
Lap	Seg1	Seg2	Seg3	Seg4	Lap Time	km/h	Local Time
1		32.684	21.157	31.908	1'46.385	266,0	14:02'11.562
2	17.327	32.711	21.299	31.756	1'43.093	307,7	14:03'54.655
3	17.135	32.629	21.150	31.902	1'42.816	319,5	14:05'37.471
4	17.194	32.710	21.197	31.773	1'42.874	317,6	14:07'20.345
5	17.180	32.729	21.029	31.768	1'42.706	319,5	14:09'03.051
6	17.203	32.663	21.120	31.814	1'42.800	314,9	14:10'45.851
7	17.292	32.736	21.205	31.819	1'43.052	312,1	14:12'28.903
8	17.314	32.778	21.100	32.879	1'44.071	313,0	14:14'12.974
9	17.386	33.041	21.193	31.933	1'43.553	319,5	14:15'56.527
10	17.143	32.715	21.161	31.919	1'42.938	317,6	14:17'39.465
11	17.206	32.853	21.150	31.943	1'43.152	316,7	14:19'22.617
12	17.206	32.828	21.242	31.962	1'43.238	316,7	14:21'05.855
13	17.197	32.820	21.183	32.029	1'43.229	314,0	14:22'49.084
14	17.233	32.811	21.187	32.042	1'43.273	312,1	14:24'32.357
15	17.300	32.908	21.154	32.096	1'43.458	314,0	14:26'15.815
16	17.226	32.894	21.132	32.110	1'43.362	314,0	14:27'59.177
17	17.294	33.126	21.204	32.122	1'43.746	315,8	14:29'42.923
18	17.289	32.968	21.259	32.145	1'43.661	311,2	14:31'26.584
19	17.290	33.008	21.192	32.215	1'43.705	310,3	14:33'10.289
20	17.335	33.023	21.284	32.369	1'44.011	309,5	14:34'54.300

Race Time 34'29.123

9° 77 D. AEGERTER [1'42.939]							
Lap	Seg1	Seg2	Seg3	Seg4	Lap Time	km/h	Local Time
1		33.174	21.317	31.922	1'47.276	267,3	14:02'12.453
2	17.203	32.694	21.370	31.848	1'43.115	314,9	14:03'55.568
3	17.223	33.084	21.286	31.872	1'43.465	308,6	14:05'39.033

10° 31 G. GERLOFF [1'42.689]								
Lap	Seg1	Seg2	Seg3	Seg4	Lap Time	km/h	Local Time	
1			33.096	21.348	31.750	1'46.922	269,3	14:02'12.099
2	17.225	32.764	21.436	31.917	1'43.342	313,0	14:03'55.441	
3	17.251	32.760	21.150	31.873	1'43.034	318,6	14:05'38.475	
4	17.142	32.730	21.126	31.691	1'42.689	324,3	14:07'21.164	
5	17.244	32.741	21.242	31.967	1'43.194	320,5	14:09'04.358	
6	17.149	32.630	21.285	31.872	1'42.936	321,4	14:10'47.294	
7	17.109	32.761	21.119	32.002	1'42.991	323,4	14:12'30.285	
8	17.221	32.849	21.258	32.054	1'43.382	321,4	14:14'13.667	
9	17.132	32.902	21.211	32.027	1'43.272	324,3	14:15'56.939	
10	17.083	32.858	21.219	32.096	1'43.256	322,4	14:17'40.195	
11	17.212	32.933	21.317	32.005	1'43.467	320,5	14:19'23.662	
12	17.121	32.953	21.343	32.024	1'43.441	320,5	14:21'07.103	
13	17.175	32.973	21.220	32.160	1'43.528	324,3	14:22'50.631	
14	17.103	32.993	21.390	32.244	1'43.730	322,4	14:24'34.361	
15	17.137	33.099	21.175	32.156	1'43.567	322,4	14:26'17.928	
16	17.029	32.990	21.354	32.292	1'43.665	321,4	14:28'01.593	
17	17.148	33.164	21.297	32.339	1'43.948	317,6	14:29'45.541	
18	17.077	33.527	21.378	32.487	1'44.469	321,4	14:31'30.010	
19	17.275	33.262	21.219	32.485	1'44.241	317,6	14:33'14.251	
20	17.332	33.357	21.396	32.645	1'44.730	316,7	14:34'58.981	

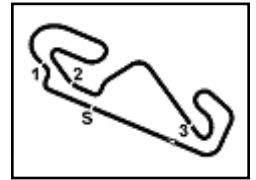
Race Time 34'33.804

11° 45 S. REDDING [1'42.812]								
Lap	Seg1	Seg2	Seg3	Seg4	Lap Time	km/h	Local Time	
1			33.435	21.382	32.053	1'47.847	264,7	14:02'13.024
2	17.252	32.657	21.312	32.000	1'43.221	315,8	14:03'56.245	
3	17.777	32.541	21.016	31.795	1'43.129	322,4	14:05'39.374	
4	17.077	32.719	21.131	31.885	1'42.812	317,6	14:07'22.186	
5	17.120	32.713	21.232	31.977	1'43.042	319,5	14:09'05.228	
6	17.017	32.681	21.152	32.000	1'42.850	323,4	14:10'48.078	
7	17.054	32.724	21.144	31.932	1'42.854	315,8	14:12'30.932	
8	17.075	32.759	21.097	32.124	1'43.055	317,6	14:14'13.987	
9	16.996	32.877	21.182	32.109	1'43.164	320,5	14:15'57.151	
10	17.067	32.882	21.223	32.023	1'43.195	323,4	14:17'40.346	
11	16.951	32.849	21.180	32.083	1'43.063	327,3	14:19'23.409	
12	17.013	32.907	21.146	32.188	1'43.254	315,8	14:21'06.663	
13	17.116	32.835	21.223	32.235	1'43.409	314,9	14:22'50.072	
14	17.126	32.999	21.221	32.277	1'43.623	314,9	14:24'33.695	
15	17.242	33.105	21.332	32.389	1'44.068	314,0	14:26'17.763	
16	17.388	33.005	21.369	32.300	1'44.062	311,2	14:28'01.825	
17	17.149	33.348	21.387	32.325	1'44.209	321,4	14:29'46.034	
18	17.074	33.211	21.348	32.521	1'44.154	319,5	14:31'30.188	
19	17.251	33.260	21.426	32.553	1'44.490	320,5	14:33'14.678	
20	17.192	33.373	21.377	32.825	1'44.767	315,8	14:34'59.445	

24/03/2024 P = Pits In/Out - C = Lap Time Cancelled

These data/results cannot be reproduced, stored and/or transmitted in whole or in part by any manner of electronic, mechanical, photocopying, recording, broadcasting or otherwise now known or herein after developed without the previous express consent by the copyright owner, except for reproduction in daily press and regular printed publications on sale to the public within 60 days of the event related to those data/results and always provided that copyright symbol appears together as follows below.

© DORNA WSBK ORGANIZATION Srl 2024



Circuit de Barcelona 4.657 m

Pirelli Catalunya Round, 22-24 March 2024
Chronological Analysis Race 2

Start at 14:00'25.177

3 / 4

Race Time 34'34.268

12° 14 S. LOWES [1'42.237]							
Lap	Seg1	Seg2	Seg3	Seg4	Lap Time	km/h	Local Time
1		32.792	21.356	31.844	1'46.261	268,0	14:02'11.438
2	17.387	32.616	21.588	31.871	1'43.462	300,8	14:03'54.900
3	17.558	32.567	21.052	31.708	1'42.885	315,8	14:05'37.785
4	17.368	32.619	21.115	31.851	1'42.953	303,4	14:07'20.738
5	17.153	32.646	21.147	31.939	1'42.885	318,6	14:09'03.623
6	17.141	32.728	21.062	31.796	1'42.727	321,4	14:10'46.350
7	17.200	32.632	21.206	31.747	1'42.785	319,5	14:12'29.135
8	17.454	32.662	20.855	32.961	1'43.932	319,5	14:14'13.067
9	17.247	32.711	21.037	31.858	1'42.853	317,6	14:15'55.920
10	17.009	32.557	20.933	31.738	1'42.237	317,6	14:17'38.157
11	17.215	32.635	21.011	31.970	1'42.831	311,2	14:19'20.988
12	17.219	32.927	21.118	31.938	1'43.202	313,0	14:21'04.190
13	17.270	32.806	21.047	31.957	1'43.080	310,3	14:22'47.270
14	17.218	32.978	21.034	32.108	1'43.338	310,3	14:24'30.608
15	17.283	33.149	21.106	32.265	1'43.803	310,3	14:26'14.411
16	17.354	33.345	21.223	32.443	1'44.365	309,5	14:27'58.776
17	17.371	33.655	21.345	32.638	1'45.009	311,2	14:29'43.785
18	17.464	36.140	21.524	32.740	1'47.868	311,2	14:31'31.653
19	17.481	33.472	21.381	32.768	1'45.102	308,6	14:33'16.755
20	17.456	33.645	21.392	33.074	1'45.567	308,6	14:35'02.322

Race Time 34'37.145

13° 55 A. LOCATELLI [1'42.190]							
Lap	Seg1	Seg2	Seg3	Seg4	Lap Time	km/h	Local Time
1		45.585	21.512	31.685	1'59.049	260,2	14:02'24.226
2	17.078	32.297	21.081	31.734	1'42.190	310,3	14:04'06.416
3	17.422	32.400	21.128	31.738	1'42.688	308,6	14:05'49.104
4	17.179	32.462	21.097	31.852	1'42.590	307,7	14:07'31.694
5	17.148	32.626	21.039	31.943	1'42.756	308,6	14:09'14.450
6	17.207	32.532	21.036	31.817	1'42.592	309,5	14:10'57.042
7	17.150	32.626	21.230	31.875	1'42.881	310,3	14:12'39.923
8	17.142	32.692	21.207	31.938	1'42.979	311,2	14:14'22.902
9	17.153	32.614	21.061	31.890	1'42.718	312,1	14:16'05.620
10	17.138	32.623	21.175	32.019	1'42.955	309,5	14:17'48.575
11	17.132	32.718	21.232	32.055	1'43.137	311,2	14:19'31.712
12	17.203	32.817	21.311	32.028	1'43.359	313,0	14:21'15.071
13	17.373	32.716	21.185	32.033	1'43.307	313,0	14:22'58.378
14	17.187	32.792	21.299	32.064	1'43.342	313,0	14:24'41.720
15	17.177	32.872	21.244	32.031	1'43.324	314,9	14:26'25.044
16	17.198	33.012	21.287	32.214	1'43.711	311,2	14:28'08.755
17	17.287	33.160	21.295	32.227	1'43.969	311,2	14:29'52.724
18	17.302	32.930	21.230	32.150	1'43.612	311,2	14:31'36.336
19	17.207	32.970	21.240	32.083	1'43.500	310,3	14:33'19.836
20	17.288	33.035	21.319	32.188	1'43.830	313,0	14:35'03.666

Race Time 34'38.489

14° 97 X. VIERGE [1'42.986]							
Lap	Seg1	Seg2	Seg3	Seg4	Lap Time	km/h	Local Time
1		33.150	21.355	32.045	1'47.557	276,2	14:02'12.734
2	17.177	32.673	21.285	31.989	1'43.124	314,0	14:03'55.858
3	17.137	32.824	21.151	31.898	1'43.010	320,5	14:05'38.868
4	17.083	32.845	21.145	31.913	1'42.986	322,4	14:07'21.854
5	17.142	32.811	21.208	31.985	1'43.146	322,4	14:09'05.000
6	17.018	32.834	21.217	32.181	1'43.250	323,4	14:10'48.250
7	17.165	32.831	21.235	31.966	1'43.197	312,1	14:12'31.447
8	17.037	32.986	21.206	32.004	1'43.233	325,3	14:14'14.680
9	17.160	33.021	21.213	32.137	1'43.531	325,3	14:15'58.211
10	17.085	33.199	21.215	32.052	1'43.551	320,5	14:17'41.762
11	17.083	32.982	21.152	32.077	1'43.294	325,3	14:19'25.056
12	17.075	33.076	21.320	32.181	1'43.652	323,4	14:21'08.708
13	17.081	33.118	21.362	32.323	1'43.884	323,4	14:22'52.592
14	17.183	33.191	21.374	32.337	1'44.085	320,5	14:24'36.677

15	17.166	33.273	21.448	32.384	1'44.271	321,4	14:26'20.948
16	17.268	33.299	21.569	32.550	1'44.686	319,5	14:28'05.634
17	17.171	33.403	21.455	32.580	1'44.609	320,5	14:29'50.243
18	17.350	33.402	21.499	32.626	1'44.877	315,8	14:31'35.120
19	17.319	33.302	21.373	32.417	1'44.411	314,0	14:33'19.531
20	17.266	33.135	21.384	32.473	1'44.258	314,9	14:35'03.789

Race Time 34'38.612

15° 53 T. RABAT [1'42.817]							
Lap	Seg1	Seg2	Seg3	Seg4	Lap Time	km/h	Local Time
1		32.901	21.162	31.898	1'46.819	274,1	14:02'11.996
2	17.238	32.677	21.372	32.046	1'43.333	316,7	14:03'55.329
3	17.278	32.619	21.069	31.873	1'42.839	314,9	14:05'38.168
4	17.197	32.589	21.132	31.947	1'42.865	319,5	14:07'21.033
5	17.124	32.674	21.152	31.867	1'42.817	319,5	14:09'03.850
6	17.128	32.686	21.260	31.957	1'43.031	320,5	14:10'46.881
7	17.096	32.826	21.153	32.272	1'43.347	320,5	14:12'30.228
8	17.391	32.908	21.305	32.341	1'43.945	317,6	14:14'14.173
9	17.103	32.786	21.242	32.107	1'43.238	322,4	14:15'57.411
10	17.078	32.850	21.281	32.125	1'43.334	322,4	14:17'40.745
11	17.093	32.923	21.210	32.239	1'43.465	323,4	14:19'24.210
12	17.126	33.215	21.391	32.232	1'43.964	321,4	14:21'08.174
13	17.277	32.994	21.271	32.379	1'43.921	320,5	14:22'52.095
14	17.162	33.054	21.363	32.513	1'44.092	317,6	14:24'36.187
15	17.284	33.126	21.366	32.575	1'44.351	314,9	14:26'20.538
16	17.341	33.350	21.489	32.721	1'44.901	314,0	14:28'05.439
17	17.540	33.531	21.492	32.784	1'45.347	310,3	14:29'50.786
18	17.446	33.554	21.546	32.982	1'45.528	310,3	14:31'36.314
19	17.799	34.147	21.824	33.332	1'47.102	299,2	14:33'23.416
20	18.097	34.206	22.146	33.917	1'48.366	296,7	14:35'11.782

Race Time 34'46.605

16° 5 P. OETTL [1'43.323]							
Lap	Seg1	Seg2	Seg3	Seg4	Lap Time	km/h	Local Time
1		33.501	21.354	31.920	1'48.029	270,0	14:02'13.206
2	17.243	32.831	21.318	31.931	1'43.323	312,1	14:03'56.529
3	17.729	32.986	21.475	31.794	1'43.984	314,9	14:05'40.513
4	17.367	32.818	21.412	31.925	1'43.522	309,5	14:07'24.035
5	17.358	32.923	21.328	31.851	1'43.460	308,6	14:09'07.495
6	17.276	32.817	21.333	31.934	1'43.360	307,7	14:10'50.855
7	17.293	32.864	21.224	32.017	1'43.398	308,6	14:12'34.253
8	17.357	32.918	21.263	31.966	1'43.504	308,6	14:14'17.757
9	17.282	32.931	21.287	32.014	1'43.514	309,5	14:16'01.271
10	17.320	32.947	21.391	32.059	1'43.717	307,7	14:17'44.988
11	17.327	32.933	21.417	32.219	1'43.896	307,7	14:19'28.884
12	17.338	33.103	21.493	32.310	1'44.244	309,5	14:21'13.128
13	17.332	33.093	21.465	32.229	1'44.119	306,8	14:22'57.247
14	17.448	33.154	21.458	32.310	1'44.370	306,8	14:24'41.617
15	17.641	33.348	21.543	32.549	1'45.081	305,9	14:26'26.698
16	17.625	33.386	21.596	32.480	1'45.087	312,1	14:28'11.785
17	17.583	33.404	21.551	32.501	1'45.039	305,1	14:29'56.824
18	17.631	33.514	21.617	32.682	1'45.444	304,2	14:31'42.268
19	17.571	33.596	21.636	32.804	1'45.607	303,4	14:33'27.875
20	17.668	33.723	21.577	33.016	1'45.984	302,5	14:35'13.859

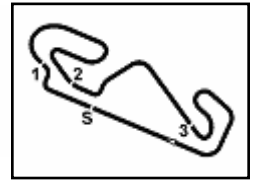
Race Time 34'48.682

17° 95 T. MACKENZIE [1'43.057]							
Lap	Seg1	Seg2	Seg3	Seg4	Lap Time	km/h	Local Time
1		33.660	21.477	31.789	1'48.237	265,4	14:02'13.414
2	17.309	32.930	21.344	31.835	1'43.418	314,0	14:03'56.832
3	17.438	32.773	21.401	31.903	1'43.515	309,5	14:05'40.347
4	17.254	32.726	21.432	31.996	1'43.408	313,0	14:07'23.755
5	17.196	32.805	21.199	31.976	1'43.176	311,2	14:09'06.931
6	17.115	32.796	21.317	31.984	1'43.212	312,1	14:10'50.143
7	17.166	32.720	21.306	32.041	1'43.233	312,1	14:12'33.376
8	17.180	32.715	21.169	31.993	1'43.057	312,1	14:14'16.433

24/03/2024 P = Pits In/Out - C = Lap Time Cancelled

These data/results cannot be reproduced, stored and/or transmitted in whole or in part by any manner of electronic, mechanical, photocopying, recording, broadcasting or otherwise now known or herein after developed without the previous express consent by the copyright owner, except for reproduction in daily press and regular printed publications on sale to the public within 60 days of the event related to those data/results and always provided that copyright symbol appears together as follows below.

© DORNA WSBK ORGANIZATION Srl 2024



Circuit de Barcelona 4.657 m

Pirelli Catalunya Round, 22-24 March 2024

Chronological Analysis Race 2

4 / 4

Start at 14:00'25.177

Lap	Seg.1	Seg.2	Seg.3	Seg.4	Lap Time	km/h	Local Time
9	17.195	32.944	21.264	32.187	1'43.590	314,9	14:16'00.023
10	17.178	32.865	21.233	32.300	1'43.576	311,2	14:17'43.599
11	17.233	33.029	21.382	32.270	1'43.914	313,0	14:19'27.513
12	17.189	33.096	21.364	32.434	1'44.083	313,0	14:21'11.596
13	17.283	33.184	21.489	32.620	1'44.576	311,2	14:22'56.172
14	17.344	33.342	21.571	32.706	1'44.963	309,5	14:24'41.135
15	17.504	33.674	21.582	32.729	1'45.489	308,6	14:26'26.624
16	17.456	34.050	21.882	33.248	1'46.636	311,2	14:28'13.260
17	17.593	33.941	21.855	33.641	1'47.030	310,3	14:30'00.290
18	17.634	34.080	21.881	33.598	1'47.193	308,6	14:31'47.483
19	17.640	34.389	22.027	33.864	1'47.920	307,7	14:33'35.403
20	17.853	34.616	22.098	34.301	1'48.868	305,1	14:35'24.271

Race Time 34'59.094

RET	21 M. RINALDI				Lap Time	km/h	Local Time
	Seg.1	Seg.2	Seg.3	Seg.4			
	1				274,8		

Race Time 3'31.429

RET	47 A. BASSANI				Lap Time	km/h	Local Time
	Seg.1	Seg.2	Seg.3	Seg.4			
	1				270,7		

Race Time 9:94:8.3

Race Time 9:94:8.3

18° 27 A. NORRODIN [1'43.579]							
Lap	Seg.1	Seg.2	Seg.3	Seg.4	Lap Time	km/h	Local Time
1		33.797	21.548	32.022	1'48.852	277,6	14:02'14.029
2	17.223	33.031	21.343	32.095	1'43.692	319,5	14:03'57.721
3	17.033	33.211	21.383	31.952	1'43.579	314,0	14:05'41.300
4	17.475	33.053	21.370	32.158	1'44.056	312,1	14:07'25.356
5	17.381	33.171	21.362	32.233	1'44.147	312,1	14:09'09.503
6	17.316	33.148	21.470	32.196	1'44.130	311,2	14:10'53.633
7	17.309	33.338	21.700	32.359	1'44.706	310,3	14:12'38.339
8	17.415	33.231	21.736	32.657	1'45.039	309,5	14:14'23.378
9	17.173	33.645	22.029	32.737	1'45.584	314,0	14:16'08.962
10	17.471	33.568	21.690	32.559	1'45.288	307,7	14:17'54.250
11	17.506	33.502	21.802	32.723	1'45.533	308,6	14:19'39.783
12	17.491	33.602	21.732	32.959	1'45.784	307,7	14:21'25.567
13	17.525	33.648	21.777	32.993	1'45.943	306,8	14:23'11.510
14	17.594	33.799	21.872	33.152	1'46.417	306,8	14:24'57.927
15	17.596	34.081	21.953	33.148	1'46.778	305,1	14:26'44.705
16	17.669	34.011	21.981	33.411	1'47.072	305,9	14:28'31.777
17	17.705	34.268	21.945	33.494	1'47.412	305,9	14:30'19.189
18	17.809	34.328	22.105	33.812	1'48.054	303,4	14:32'07.243
19	17.956	34.714	22.242	33.940	1'48.852	303,4	14:33'56.095
20	17.812	34.745	22.340	34.187	1'49.084	305,1	14:35'45.179

Race Time 35'20.002

RET 29 A. IANNONE [1'42.237]							
Lap	Seg.1	Seg.2	Seg.3	Seg.4	Lap Time	km/h	Local Time
1		32.906	21.233	31.956	1'45.595	261,5	14:02'10.772
2	17.098	32.906	21.243	31.752	1'42.999	320,5	14:03'53.771
3	16.912	32.912	21.192	31.798	1'42.814	323,4	14:05'36.585
4	17.146	32.624	21.107	31.765	1'42.642	317,6	14:07'19.227
5	17.093	32.397	21.147	31.702	1'42.339	321,4	14:09'01.566
6	17.078	32.498	21.024	31.637	1'42.237	319,5	14:10'43.803
7	17.106	32.483	21.022	31.717	1'42.328	317,6	14:12'26.131
8	16.972	32.645	21.151	31.703	1'42.471	319,5	14:14'08.602
9	16.912	32.705	21.013	31.761	1'42.391	319,5	14:15'50.993
10	17.019	32.562	21.158	31.761	1'42.500	317,6	14:17'33.493
11	17.089	32.682	21.193	31.658	1'42.622	316,7	14:19'16.115
12	16.996	32.571	21.194	31.909	1'42.670	314,9	14:20'58.785
13	17.077	32.865	21.266			315,8	

Race Time 20'33.608

RET 7 I. LECUONA [1'43.280]							
Lap	Seg.1	Seg.2	Seg.3	Seg.4	Lap Time	km/h	Local Time
1		33.070	21.356	32.160	1'47.734	274,1	14:02'12.911
2	17.228	32.687	21.232	32.133	1'43.280	324,3	14:03'56.191
3						326,3	

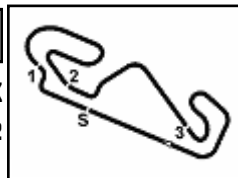
Race Time 3'31.014

RET 28 B. RAY [1'43.478]							
Lap	Seg.1	Seg.2	Seg.3	Seg.4	Lap Time	km/h	Local Time
1		33.528	21.369	31.962	1'47.951	269,3	14:02'13.128
2	17.467	32.853	21.309	31.849	1'43.478	317,6	14:03'56.606

24/03/2024 P = Pits In/Dut - C = Lap Time Cancelled

These data/results cannot be reproduced, stored and/or transmitted in whole or in part by any manner of electronic, mechanical, photocopying, recording, broadcasting or otherwise now known or herein after developed without the previous express consent by the copyright owner, except for reproduction in daily press and regular printed publications on sale to the public within 60 days of the event related to those data/results and always provided that copyright symbol appears together as follows below.

© DORNA WSBK ORGANIZATION Srl 2024



Pirelli Catalunya Round, 22-24 March 2024

Best Laps & Speeds

Circuit de Barcelona 4.657 m

No.	Rider Bike	Nat	Best Lap		FP1		FP2		FP3		SP		RC1		WUP		SPRC		RC2	
			LL	SPD	LL	SPD	LL	SPD	LL	SPD	LL	SPD	LL	SPD	LL	SPD	LL	SPD	LL	SPD
1	54 T. RAZGATLIOGLU BMW M 1000 RR	TUR	1'39.489		1'41.199	329,3	1'41.808	323,4	1'41.105	322,4	1'39.489	326,3	1'41.729	321,4	1'56.739	305,1	1'41.189	329,3	1'42.175	321,4
2	11 N. BULEGA Ducati Panigale V4R	ITA	1'39.591		1'41.407	329,3	1'40.907	315,8	1'41.164	321,4	1'39.591	318,6	1'41.545	322,4	1'57.253	295,1	1'40.955	329,3	1'41.578	320,5
3	29 A. IANNONE Ducati Panigale V4R	ITA	1'39.799		1'41.497	328,3	1'41.878	321,4	1'41.095	323,4	1'39.799	322,4	1'41.892	323,4			1'41.067	324,3	1'42.237	323,4
4	60 M. VAN DER MARK BMW M 1000 RR	NED	1'39.947		1'41.245	325,3	1'42.189	319,5	1'41.227	320,5	1'39.947	325,3	1'42.124	322,4			1'41.427	323,4	1'42.314	322,4
5	14 S. LOWES Ducati Panigale V4R	GBR	1'39.988		1'41.821	322,4	1'41.701	315,8	1'41.404	317,6	1'39.988	318,6	1'41.440	313,0			1'41.340	322,4	1'42.237	321,4
6	77 D. AEGERTER Yamaha YZF R1	SUI	1'40.100		1'41.990	322,4	1'42.116	319,5	1'40.695	318,6	1'40.100	317,6	1'42.177		176,5		1'41.725	321,4	1'42.939	322,4
7	22 A. LOWES Kawasaki ZX-10RR	GBR	1'40.116		1'42.232	323,4	1'42.049	318,6	1'41.588	321,4	1'40.116	320,5	1'42.151	323,4			1'41.133	323,4	1'42.761	323,4
8	87 R. GARDNER Yamaha YZF R1	AUS	1'40.131		1'41.784	325,3	1'41.990	314,9	1'40.989	315,8	1'40.131	320,5	1'42.072	320,5	1'57.492	300,0	1'41.474	325,3	1'42.477	321,4
9	55 A. LOCATELLI Yamaha YZF R1	ITA	1'40.227		1'41.473	320,5	1'42.247	312,1	1'40.958	314,0	1'40.227	315,8	1'42.127	318,6	1'57.686	297,5	1'41.335	320,5	1'42.190	314,9
10	9 D. PETRUCCI Ducati Panigale V4R	ITA	1'40.240		1'41.785	330,3	1'41.508	317,6	1'40.816	321,4	1'40.240	322,4	1'42.032	329,3	1'57.118	310,3	1'41.361	330,3	1'42.299	327,3
11	1 A. BAUTISTA Ducati Panigale V4R	ESP	1'40.297		1'41.968	331,3	1'41.154	325,3	1'41.409	323,4	1'40.297	322,4	1'42.187	326,3	1'57.449	301,7	1'41.185	331,3	1'41.963	319,5
12	45 S. REDDING BMW M 1000 RR	GBR	1'40.534		1'42.404	327,3	1'42.578	316,7	1'41.989	320,5	1'40.534	325,3	1'42.792	323,4			1'41.715	323,4	1'42.812	327,3
13	65 J. REA Yamaha YZF R1	GBR	1'40.537		1'41.400	324,3	1'41.945	320,5	1'41.760	320,5	1'40.537	320,5	1'42.792	233,8	1'57.463	305,1	1'41.733	324,3	1'42.706	319,5
14	31 G. GERLOFF BMW M 1000 RR	USA	1'40.705		1'41.845	327,3	1'42.413	320,5	1'41.605	319,5	1'40.705	322,4	1'42.884	327,3			1'41.929	322,4	1'42.689	324,3
15	47 A. BASSANI Kawasaki ZX-10RR	ITA	1'40.858		1'42.110	327,3	1'42.025	318,6	1'41.763	321,4	1'40.858	323,4	1'42.413	322,4	1'57.539	302,5	1'41.456	327,3	270,7	
16	21 M. RINALDI Ducati Panigale V4R	ITA	1'40.921		1'42.272	323,4	1'42.056	318,6	1'41.879	315,8	1'40.921	323,4	1'43.014	323,4			1'42.019	320,5	274,8	
17	53 T. RABAT Kawasaki ZX-10RR	ESP	1'41.145		1'42.647	323,4	1'42.722	319,5	1'42.169	315,8	1'41.145	323,4	1'42.918	321,4			1'41.907	323,4	1'42.817	323,4
18	7 I. LECUONA Honda CBR1000 RR-R	ESP	1'41.177		1'42.750	326,3	1'42.539	322,4	1'43.441	322,4	1'41.177	326,3	1'42.604	326,3			1'42.590	322,4	1'43.280	326,3
19	97 X. VIERGE Honda CBR1000 RR-R	ESP	1'41.197		1'42.266	327,3	1'42.339	324,3	1'41.455	324,3	1'41.197	327,3	1'42.543	325,3			1'41.946	327,3	1'42.986	325,3
20	5 P. OETTL Yamaha YZF R1	GER	1'41.305		1'42.397	318,6	1'42.643	315,8	1'41.337	310,3	1'41.305	314,9	1'43.151	315,8	2'02.814	289,5	1'42.641	318,6	1'43.323	314,9
21	28 B. RAY Yamaha YZF R1	GBR	1'41.422		1'43.161	320,5	1'43.691	314,0	1'42.515	312,1	1'41.422	315,8	1'43.113	318,6	1 239,5		1'42.646	320,5	1'43.478	317,6
22	95 T. MACKENZIE Honda CBR1000 RR-R	GBR	1'41.643		1'43.180	321,4	1'43.562	316,7	1'42.690	318,6	1'41.643	321,4	1'43.119	320,5			1'42.571	319,5	1'43.057	314,9
23	27 A. NORRODIN Honda CBR1000 RR-R	MAS	1'42.793		1'44.893	323,4	1'44.280	317,6	1'43.770	317,6	1'42.793	319,5	1'44.741	322,4			1'43.008	323,4	1'43.579	319,5

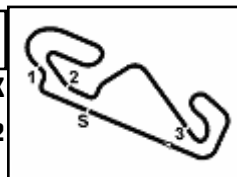
24/03/2024

These data/results cannot be reproduced, stored and/or transmitted in whole or in part by any manner of electronic, mechanical, photocopying, recording, broadcasting or otherwise now known or herein after developed without the previous express consent by the copyright owner, except for reproduction in daily press and regular printed publications on sale to the public within 60 days of the event related to those data/results and always provided that copyright symbol appears together as follows below.

© DORNA WSBK ORGANIZATION Srl 2024

FICR PERUGIA TIMING





Pirelli Catalunya Round, 22-24 March 2024

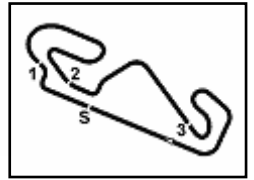
Fastest Laps Race 2

No.	Rider	Nat	Team	Bike	Class	Lap	Time	Gap
1	11 N. BULEGA	ITA	Aruba.it Racing - Ducati	Ducati Panigale V4R		5	1'41.578	
2	1 A. BAUTISTA	ESP	Aruba.it Racing - Ducati	Ducati Panigale V4R		11	1'41.963	0.385
3	54 T. RAZGATLIOGLU	TUR	ROKIT BMW Motorrad WorldSBK Team	BMW M 1000 RR		6	1'42.175	0.597
4	55 A. LOCATELLI	ITA	Pata Prometeon Yamaha	Yamaha YZF R1		2	1'42.190	0.612
5	29 A. IANNONE	ITA	Team GoEleven	Ducati Panigale V4R	IND	6	1'42.237	0.659
6	14 S. LOWES	GBR	ELF Marc VDS Racing Team	Ducati Panigale V4R	IND	10	1'42.237	0.659
7	9 D. PETRUCCI	ITA	Barni Spark Racing Team	Ducati Panigale V4R	IND	7	1'42.299	0.721
8	60 M. VAN DER MARK	NED	ROKIT BMW Motorrad WorldSBK Team	BMW M 1000 RR		6	1'42.314	0.736
9	87 R. GARDNER	AUS	GYTR GRT Yamaha WorldSBK Team	Yamaha YZF R1		5	1'42.477	0.899
10	31 G. GERLOFF	USA	Bonovo Action BMW	BMW M 1000 RR		4	1'42.689	1.111
11	65 J. REA	GBR	Pata Prometeon Yamaha	Yamaha YZF R1		5	1'42.706	1.128
12	22 A. LOWES	GBR	Kawasaki Racing Team WorldSBK	Kawasaki ZX-10RR		3	1'42.761	1.183
13	45 S. REDDING	GBR	Bonovo Action BMW	BMW M 1000 RR		4	1'42.812	1.234
14	53 T. RABAT	ESP	Kawasaki Puccetti Racing	Kawasaki ZX-10RR	IND	5	1'42.817	1.239
15	77 D. AEGERTER	SUI	GYTR GRT Yamaha WorldSBK Team	Yamaha YZF R1		4	1'42.939	1.361
16	97 X. VIERGE	ESP	Team HRC	Honda CBR1000 RR-R		4	1'42.986	1.408
17	95 T. MACKENZIE	GBR	PETRONAS MIE Racing Honda	Honda CBR1000 RR-R	IND	8	1'43.057	1.479
18	7 I. LECUONA	ESP	Team HRC	Honda CBR1000 RR-R		2	1'43.280	1.702
19	5 P. OETTL	GER	GMT94 Yamaha	Yamaha YZF R1	IND	2	1'43.323	1.745
20	28 B. RAY	GBR	Yamaha Motoxrcing WorldSBK Team	Yamaha YZF R1	IND	2	1'43.478	1.900
21	27 A. NORRODIN	MAS	PETRONAS MIE Racing Honda	Honda CBR1000 RR-R	IND	3	1'43.579	2.001

24/03/2024

These data/results cannot be reproduced, stored and/or transmitted in whole or in part by any manner of electronic, mechanical, photocopying, recording, broadcasting or otherwise now known or herein after developed without the previous express consent by the copyright owner, except for reproduction in daily press and regular printed publications on sale to the public within 60 days of the event related to those data/results and always provided that copyright symbol appears together as follows below.

© DORNA WSBK ORGANIZATION Srl 2024

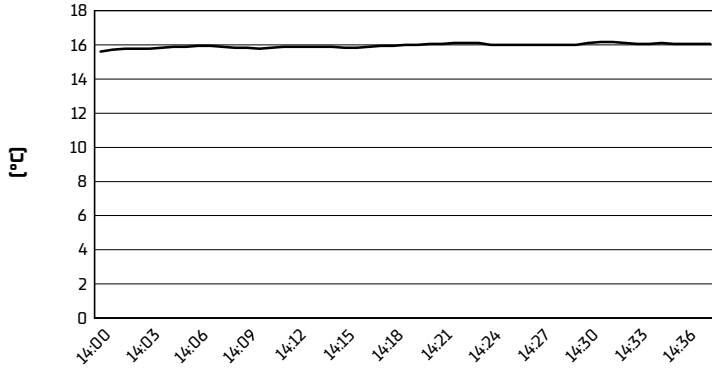


Circuit de Barcelona 4.657 m

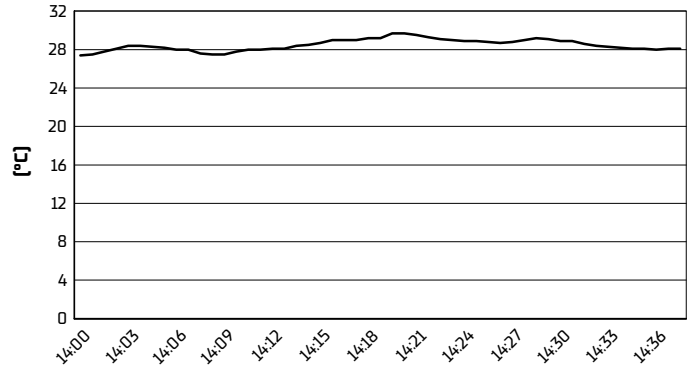
Pirelli Catalunya Round, 22-24 March 2024
Weather Report Race 2

Session started 14:00 - Session ended 14:38

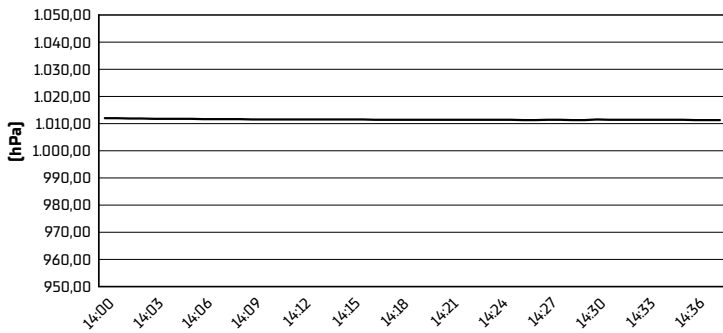
Air Temperature



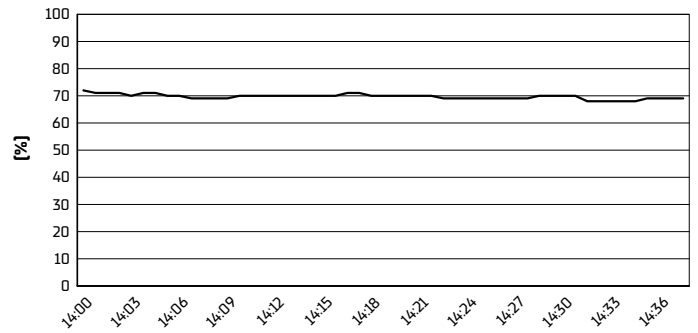
Track Temperature



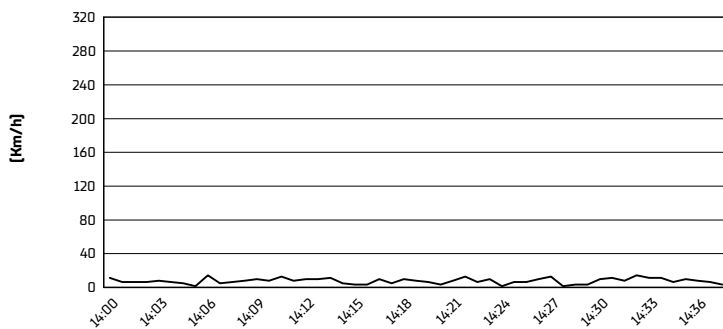
Air Pressure



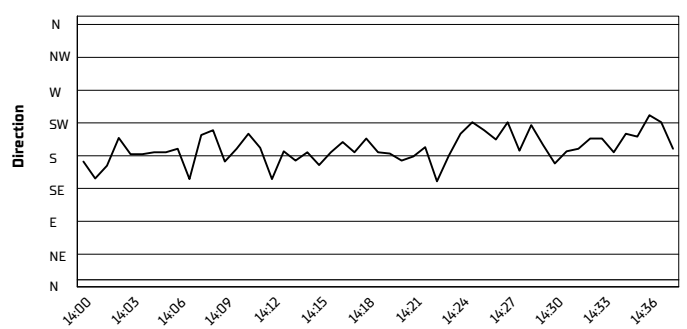
Humidity



Wind Speed



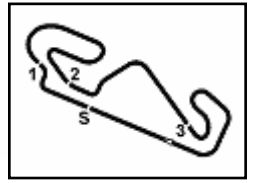
Wind Direction



24/03/2024

These data/results cannot be reproduced, stored and/or transmitted in whole or in part by any manner of electronic, mechanical, photocopying, recording, broadcasting or otherwise now known or herein after developed without the previous express consent by the copyright owner, except for reproduction in daily press and regular printed publications on sale to the public within 60 days of the event related to those data/results and always provided that copyright symbol appears together as follows below.

© DORNA WSBK ORGANIZATION Srl 2024



Circuit de Barcelona 4.657 m

Pirelli Catalunya Round, 22-24 March 2024

Riders Performance

Rider	Points	Points From First	Points From Previous	February 25 PHILLIP ISLAND			March 24 BARCELONA			April 21 ASSEN			June 16 MISANO			July 14 DONINGTON PARK			July 21 MOST			August 11 PORTIMAO			August 25 BALATON PARK			September 8 MAGNY-COURS			September 22 CREMONA CIRCUIT			September 29 ARAGON			October 20 JEREZ		
				SP	1	2	SP	1	2	SP	1	2	SP	1	2	SP	1	2	SP	1	2	SP	1	2	SP	1	2	SP	1	2	SP	1	2	SP	1	2	SP	1	2
1 BULEGA Nicolò [ITA]	87			1	1	5	2	2	2																														
2 LOWES Alex [GBR]	75	12		3	4	1	7	6	6																														
3 BAUTISTA Alvaro [ESP]	75	12	0	9	15	2	11	3	1																														
4 RAZGATLIOGLU Toprak [TUR]	71	16	4	5	5	3	1	1	3																														
5 IANNONE Andrea [ITA]	51	36	20	2	3	4	3	4	Rt																														
6 PETRUCCI Danilo [ITA]	47	40	4	12	8	3	10	7	5																														
7 LOCATELLI Andrea [ITA]	45	42	2	6	2	Rt	9	5	13																														
8 VAN DER MARK Michael [NED]	40	47	5	16	7	9	4	9	4																														
9 AEGERTER Dominique [SUI]	34	53	6	4	6	10	6	8	9																														
10 GERLOFF Garrett [USA]	25	62	9	14	9	8	14	12	10																														
11 GARDNER Remy [AUS]	19	68	6	7	Rt	12	8	15	7																														
12 RINALDI Michael Ruben [ITA]	18	69	1	10	14	6	16	11	Rt																														
13 LOWES Sam [GBR]	18	69	0	8	13	7	5	Rt	12																														
14 BASSANI Axel [ITA]	15	72	3	15	12	11	15	10	Rt																														
15 VIERGE Xavi [ESP]	13	74	2	13	10	13	19	14	14																														
16 REDDING Scott [GBR]	10	77	3	19	11	17	12	17	11																														
17 REA Jonathan [GBR]	8	79	2	11	17		13	Rt	8																														
18 LECUONA Iker [ESP]	3	84	5				18	13	Rt																														
19 OETTL Philipp [GER]	2	85	1	18	16	14	20	19	16																														
20 RABAT Tito [ESP]	1	86	1	20	18	16	17	21	15																														
21 RAY Bradley [GBR]	1	86	0	17	21	15	21	18	Rt																														

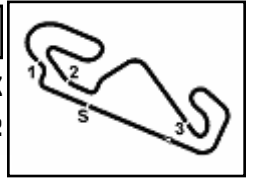
SP = Superpole - 1 = Race 1 - 2 = Race 2

Ns = Did Not Start - Rt = Retired - Ex = Excluded

24/03/2024

These data/results cannot be reproduced, stored and/or transmitted in whole or in part by any manner of electronic, mechanical, photocopying, recording, broadcasting or otherwise now known or herein after developed without the previous express consent by the copyright owner, except for reproduction in daily press and regular printed publications on sale to the public within 60 days of the event related to those data/results and always provided that copyright symbol appears together as follows below.

© DORNA WSBK ORGANIZATION Srl 2024



Pirelli Catalunya Round, 22-24 March 2024

Race Winners

	2021	2022	2023	2024
01 Phillip Island		RC1: Rea J. [GBR] KAW SPRC: Bautista A. [ESP] DUC RC2: Bautista A. [ESP] DUC	RC1: Bautista A. [ESP] DUC SPRC: Bautista A. [ESP] DUC RC2: Bautista A. [ESP] DUC	RC1: Bulega N. [ITA] DUC SPRC: Lowes A. [GBR] KAW RC2: Lowes A. [GBR] KAW
02 Barcelona	RC1: Redding S. [GBR] DUC SPRC: Rea J. [GBR] KAW RC2: Rinaldi M. [ITA] DUC	RC1: Bautista A. [ESP] DUC SPRC: Bautista A. [ESP] DUC RC2: Bautista A. [ESP] DUC	RC1: Bautista A. [ESP] DUC SPRC: Bautista A. [ESP] DUC RC2: Bautista A. [ESP] DUC	RC1: Razgatlioglu T. [TUR] BMW SPRC: Razgatlioglu T. [TUR] BMW RC2: Bautista A. [ESP] DUC
03 Assen	RC1: Rea J. [GBR] KAW SPRC: Rea J. [GBR] KAW RC2: Rea J. [GBR] KAW	RC1: Rea J. [GBR] KAW SPRC: Rea J. [GBR] KAW RC2: Bautista A. [ESP] DUC	RC1: Bautista A. [ESP] DUC SPRC: Bautista A. [ESP] DUC RC2: Bautista A. [ESP] DUC	
04 Misano	RC1: Rinaldi M. [ITA] DUC SPRC: Rinaldi M. [ITA] DUC RC2: Razgatlioglu T. [TUR] YAM	RC1: Bautista A. [ESP] DUC SPRC: Razgatlioglu T. [TUR] YAM RC2: Bautista A. [ESP] DUC	RC1: Bautista A. [ESP] DUC SPRC: Bautista A. [ESP] DUC RC2: Bautista A. [ESP] DUC	
05 Donington	RC1: Razgatlioglu T. [TUR] YAM SPRC: Rea J. [GBR] KAW RC2: Razgatlioglu T. [TUR] YAM	RC1: Razgatlioglu T. [TUR] YAM SPRC: Razgatlioglu T. [TUR] YAM RC2: Razgatlioglu T. [TUR] YAM	RC1: Bautista A. [ESP] DUC SPRC: Razgatlioglu T. [TUR] YAM RC2: Bautista A. [ESP] DUC	
06 Most	RC1: Razgatlioglu T. [TUR] YAM SPRC: Razgatlioglu T. [TUR] YAM RC2: Redding S. [GBR] DUC	RC1: Bautista A. [ESP] DUC SPRC: Razgatlioglu T. [TUR] YAM RC2: Razgatlioglu T. [TUR] YAM	RC1: Rea J. [GBR] KAW SPRC: Razgatlioglu T. [TUR] YAM RC2: Bautista A. [ESP] DUC	
07 Portimao	RC1: Razgatlioglu T. [TUR] YAM SPRC: van der Mark M. [NED] BMW RC2: Rea J. [GBR] KAW	RC1: Razgatlioglu T. [TUR] YAM SPRC: Razgatlioglu T. [TUR] YAM RC2: Bautista A. [ESP] DUC	RC1: Bautista A. [ESP] DUC SPRC: Bautista A. [ESP] DUC RC2: Bautista A. [ESP] DUC	
08 Balaton				
09 Magny-Cours	RC1: Razgatlioglu T. [TUR] YAM SPRC: Rea J. [GBR] KAW RC2: Razgatlioglu T. [TUR] YAM	RC1: Bautista A. [ESP] DUC SPRC: Razgatlioglu T. [TUR] YAM RC2: Razgatlioglu T. [TUR] YAM	RC1: Razgatlioglu T. [TUR] YAM SPRC: Razgatlioglu T. [TUR] YAM RC2: Bautista A. [ESP] DUC	
10 Cremona				
11 Aragon	RC1: Rea J. [GBR] KAW SPRC: Rea J. [GBR] KAW RC2: Redding S. [GBR] DUC	RC1: Rea J. [GBR] KAW SPRC: Bautista A. [ESP] DUC RC2: Bautista A. [ESP] DUC	RC1: Rinaldi M. [ITA] DUC SPRC: Bautista A. [ESP] DUC RC2: Bautista A. [ESP] DUC	
12 Jerez	RC1: Razgatlioglu T. [TUR] YAM RC2: Razgatlioglu T. [TUR] YAM		RC1: Bautista A. [ESP] DUC SPRC: Bautista A. [ESP] DUC RC2: Bautista A. [ESP] DUC	

2024

- 2 A. Lowes
- 2 T. Razgatlioglu
- 1 A. Bautista
- 1 N. Bulega

ALL TIMES

- | | | | | |
|---------------------------|------------------------|--------------------------|-------------------------|------------------------|
| 119 J. Rea | 17 P. Chili | 9 S. Guintoli | 3 L. Lanzi | 1 A. Barros |
| 60 A. Bautista | 16 G. Falappa | 8 A. Gobert | 3 M. Tamada | 1 N. Bulega |
| 59 C. Fogarty | 16 N. Hodgson | 8 F. Merkel | 3 A. Yanagawa | 1 G. Goodfellow |
| 52 T. Bayliss | 16 J. Toseland | 7 B. Bostrom | 2 L. Baz | 1 N. Hayden |
| 43 N. Haga | 14 J. Kocinski | 5 L. Haslam | 2 S. Byrne | 1 T. Kipp |
| 41 T. Razgatlioglu | 14 S. Russell | 5 M. Rinaldi | 2 D. Chandler | 1 K. Kitagawa |
| 34 T. Sykes | 14 B. Spies | 5 D. Tardozzi | 2 M. Dowson | 1 G. McCoy |
| 33 T. Corser | 13 E. Laverty | 5 M. van der Mark | 2 P. Goddard | 1 A. Meklau |
| 32 C. Davies | 13 A. Slight | 4 M. Fabrizio | 2 H. Izutsu | 1 A. Morillas |
| 31 C. Edwards | 12 S. Redding | 4 Y. Kagayama | 2 M. Lucchiari | 1 F. Nieto |
| 27 D. Polen | 11 R. Laconi | 4 A. Lowes | 2 M. Lucchinelli | 1 P. Picotte |
| 24 C. Checa | 11 S. Mertens | 4 R. Phillis | 2 K. Magee | 1 A. Pitt |
| 23 R. Roche | 11 R. Xaus | 3 C. Crutchlow | 2 M. Neukirchner | 1 J. Reynolds |
| 22 M. Melandri | 10 F. Pirovano | 3 M. Doohan | 2 T. Rymer | 1 A. Ryo |
| 21 M. Biaggi | 10 C. Vermeulen | 3 R. Kiyonari | 1 T. Aoki | 1 Y. Takeda |

24/03/2024

These data/results cannot be reproduced, stored and/or transmitted in whole or in part by any manner of electronic, mechanical, photocopying, recording, broadcasting or otherwise now known or herein after developed without the previous express consent by the copyright owner, except for reproduction in daily press and regular printed publications on sale to the public within 60 days of the event related to those data/results and always provided that copyright symbol appears together as follows below.

© DORNA WSBK ORGANIZATION Srl 2024